

Daily Direct Steer and Heifer Slaughter Cattle Summary

For Trade on:

Friday, March 20, 2020

<a href="#">LM_CT100</a>	<b>5-AREA</b>	<a href="#">LM_CT109</a>
<b>Neg. Cash Volume:</b>	3,745	<b>Dressed Formula Vol:</b> 54,827
Live Steer Avg:	\$1,159.00	Steer/Heifer Avg: \$176.07
Live Heifer Avg:	\$111.79	<b>Dressed Neg. Grid Vol:</b> 2,522
Dressed Steer Avg:	\$175.00	Steer/Heifer Avg: \$183.30
Dressed Heifer Avg:	\$175.00	<b>TOTAL VOLUME:</b> <b>61,094</b>
<a href="#">LM_CT106</a>	<b>TOTAL WK TO DATE VOLUME:</b>	<b>349,430</b>
<b>Committed:</b>	105,240	<b>Delivered:</b> 112,799

<a href="#">LM_CT118</a>	<b>TX-OK-NM</b>	<a href="#">LM_CT109</a>
<b>Neg. Cash Volume:</b>	0	<b>Dressed Formula Vol:</b> 13,698
Live Steer Avg:	N/A	Steer/Heifer Avg: \$173.35
Live Heifer Avg:	N/A	<b>Dressed Neg. Grid Vol:</b> 382
Dressed Steer Avg:	N/A	Steer/Heifer Avg: \$172.62
Dressed Heifer Avg:	N/A	<b>TOTAL VOLUME:</b> <b>14,080</b>
<a href="#">LM_CT106</a>	<b>TOTAL WK TO DATE VOLUME:</b>	<b>83,270</b>
<b>Committed:</b>	16,867	<b>Delivered:</b> 28,856

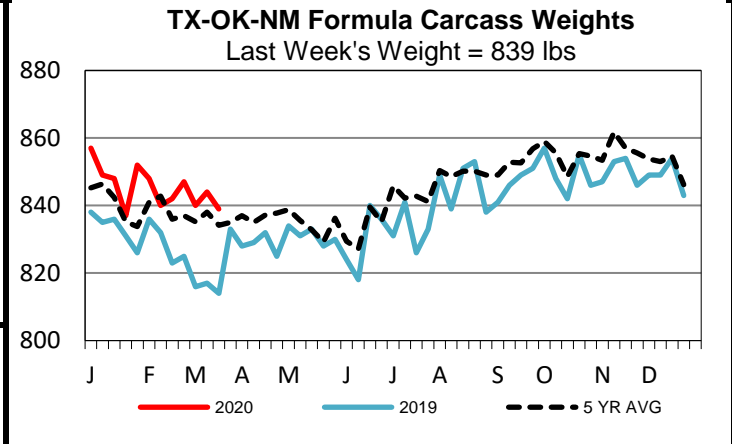
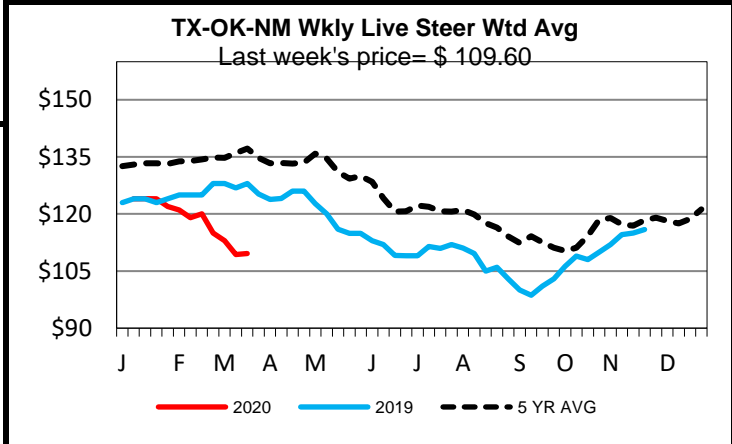
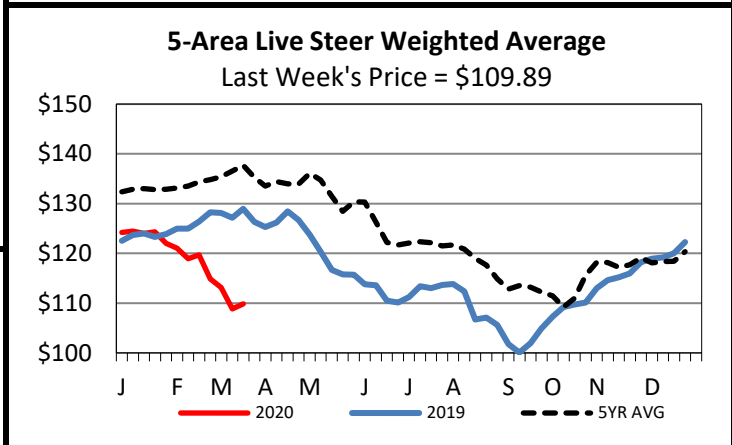
<a href="#">LM_CT121</a>	<b>KANSAS</b>	<a href="#">LM_CT109</a>
<b>Neg. Cash Volume:</b>	0	<b>Dressed Formula Vol:</b> 21,884
Live Steer Avg:	N/A	Steer/Heifer Avg: \$174.32
Live Heifer Avg:	N/A	<b>Dressed Neg. Grid Vol:</b> 0
Dressed Steer Avg:	N/A	Steer/Heifer Avg: N/A
Dressed Heifer Avg:	N/A	<b>TOTAL VOLUME:</b> <b>21,884</b>
<a href="#">LM_CT106</a>	<b>TOTAL WK TO DATE VOLUME:</b>	<b>98,454</b>
<b>Committed:</b>	32,936	<b>Delivered:</b> 26,806

<a href="#">LM_CT124</a>	<b>NEBRASKA</b>	<a href="#">LM_CT109</a>
<b>Neg. Cash Volume:</b>	452	<b>Dressed Formula Vol:</b> 7,541
Live Steer Avg:	\$111.00	Steer/Heifer Avg: \$181.91
Live Heifer Avg:	\$175.00	<b>Dressed Neg. Grid Vol:</b> 1,049
Dressed Steer Avg:	N/A	Steer/Heifer Avg: \$185.21
Dressed Heifer Avg:	N/A	<b>TOTAL VOLUME:</b> <b>9,042</b>
<a href="#">LM_CT106</a>	<b>TOTAL WK TO DATE VOLUME:</b>	<b>90,611</b>
<b>Committed:</b>	27,486	<b>Delivered:</b> 29,019

<a href="#">LM_CT134</a>	<b>COLORADO</b>	<a href="#">LM_CT109</a>
<b>Neg. Cash Volume:</b>	0	<b>Dressed Formula Vol:</b> 6,744
Live Steer Avg:	N/A	Steer/Heifer Avg: \$175.91
Live Heifer Avg:	N/A	<b>Dressed Neg. Grid Vol:</b> 72
Dressed Steer Avg:	N/A	Steer/Heifer Avg: \$180.00
Dressed Heifer Avg:	N/A	<b>TOTAL VOLUME:</b> <b>6,816</b>
<a href="#">LM_CT106</a>	<b>TOTAL WK TO DATE VOLUME:</b>	<b>25,061</b>
<b>Committed:</b>	14,394	<b>Delivered:</b> 11,365

<a href="#">LM_CT137</a>	<b>IA-MN</b>	<a href="#">LM_CT109</a>
<b>Neg. Cash Volume:</b>	1,935	<b>Dressed Formula Vol:</b> 5,248
Live Steer Avg:	\$111.39	Steer/Heifer Avg: \$182.65
Live Heifer Avg:	\$11.64	<b>Dressed Neg. Grid Vol:</b> 1,054
Dressed Steer Avg:	N/A	Steer/Heifer Avg: \$185.39
Dressed Heifer Avg:	\$175.00	<b>TOTAL VOLUME:</b> <b>8,237</b>
<a href="#">LM_CT106</a>	<b>TOTAL WK TO DATE VOLUME:</b>	<b>51,579</b>
<b>Committed:</b>	13,557	<b>Delivered:</b> 16,753

On Friday negotiated cash trade was light on moderate demand in the Texas Panhandle and the Western Cornbelt. In the Texas Panhandle a few live purchases traded 2.00 higher compared to last Tuesday at 112.00. Not enough purchases in the Western Cornbelt for an adequate market test. Trade was mostly inactive on moderate demand in Kansas and Nebraska. Wednesday was the last fully reported market in these feeding regions. In Kansas live purchases traded mostly at 112.00. In Nebraska and the Western Cornbelt live purchases traded from 110.00-112.00 with dressed purchases at 175.00.



**USDA Livestock, Poultry and Grain Market News**  
St. Joseph, Missouri  
Phone: 816-676-7000  
[stjoe.lpgmn@ams.usda.gov](mailto:stjoe.lpgmn@ams.usda.gov)