



United States Department of Agriculture  
Agricultural Marketing Service - Dairy Programs

**Southeast Marketing Area  
Federal Order No. 7**

**2004 ANNUAL STATISTICS**

*Sue L. Mosley*  
Market Administrator  
P.O. Box 491778  
Lawrenceville, Georgia 30049

Date 1/10/04 Exhibit # 11  
Case US Dept of Agriculture  
Deponent  
Reporter Daniel Carpenter CRS File # 8916  
Court Reporting Services, Inc.  
888.430.1521 FAX 502.899.7976

## TABLE OF CONTENTS

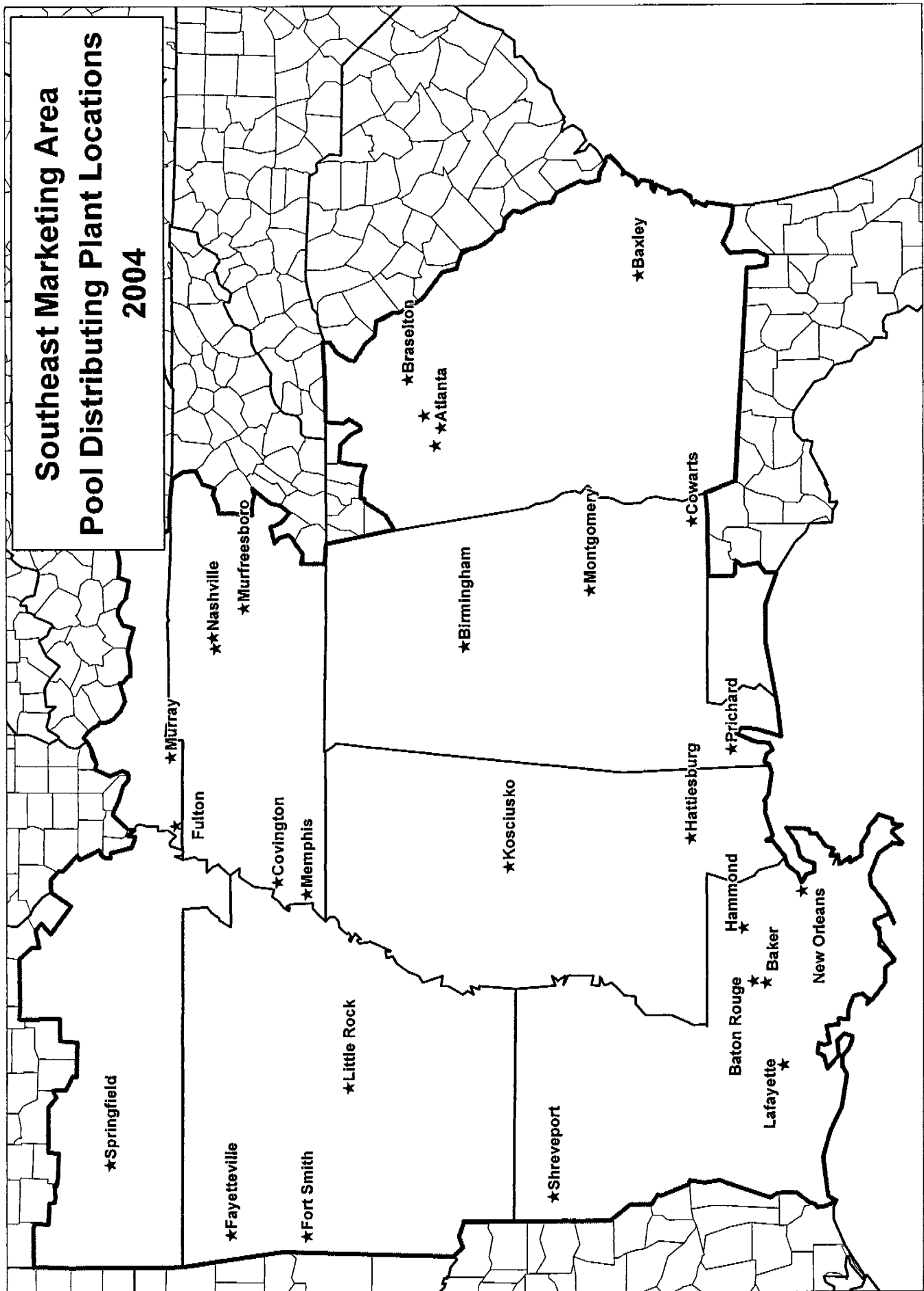
|   |       |
|---|-------|
| Southeast Marketing Area Map .....  | 1     |
| Receipts and Classification of Producer Milk .....  | 2..   |
| Receipts and Classification of Other Source Milk, Overages, and Opening Inventories ..... | 3     |
| Classification of Total Receipts .....  | 4     |
| Class I Utilization by Pool Handlers .....  | 5..   |
| Total Class I Route Disposition by Pool Plants .....                                      | 6..   |
| Total Class I Route Disposition Inside the Marketing Area .....                           | 7     |
| Class II Utilization by Pool Handlers .....   | 8.... |
| Class III Utilization by Pool Handlers .....  | 9     |
| Class IV Utilization by Pool Handlers .....   | 10    |
| Announced Federal Order Class and Uniform Prices .....                                    | 11    |
| NASS Dairy Product Price Averages Used In Federal Milk Order Price Formulas .....         | 12    |
| Producer Milk and Number of Producers by State and County - May 2004.....                 | 13    |
| Producer Milk and Number of Producers by State and County - December 2004.....            | 20    |
| Transportation Credit Balancing Fund Summary.....   | 26    |
| 2004 Pool Handlers .....  | 27    |
| 2004 Nonpool Handlers with Route Disposition in the Marketing Area .....                  | 30    |

The data presented herein represents a compilation of general information pertaining to the marketing of milk in the Southeast Marketing Area during 2004. Except for the corrections of mathematical and other obvious errors, the data presented were taken from reports of receipts and utilization, payroll reports, and reports of nonpool handlers that were submitted to the office of the Market Administrator as well as publications released by this office.

This information is prepared pursuant to Section 1000.25 (c)(8) of the General Provisions of Federal Milk Marketing Orders, Part 1000 which is incorporated by reference and made a part of Federal Order Number 7. Part 1000 states that the Market Administrator shall "Prepare and disseminate publicly for the benefit of producers, handlers, and consumers such statistics and other information concerning operation of the order and facts relevant to the provisions thereof (or proposed provisions) as do not reveal confidential information."

**The Department of Agriculture (USDA) prohibits discrimination in all its programs on the basis of race, color, national origin, gender, religion, age, disability, political beliefs, sexual orientation, and marital or familial status. (Not all prohibited bases apply to all programs.) Persons with disabilities who require alternative means for communication of program information (Braille, large print, audiotape, etc.) should contact USDA's TARGET Center at (202) 720-2600 (voice and TDD). To file a complaint, write USDA, Director, Office of Civil Rights; Room 326W, Jamie L. Whitten Building, 1400 Independence Avenue SW, Washington, D.C. 20250-9410, or call (202) 720-5964 (voice and TDD). USDA is an equal opportunity provider and employer.**

# Southeast Marketing Area Pool Distributing Plant Locations 2004



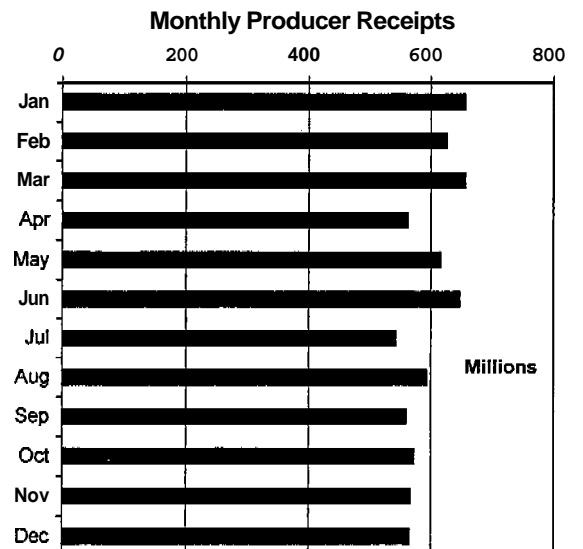
**SOUTHEAST MARKETING AREA  
FEDERAL ORDER NO. 7**

**RECEIPTS AND CLASSIFICATION OF PRODUCER MILK AND BUTTERFAT**

| 2004         | CLASS I              |               |                    | CLASS II           |               |                   |
|--------------|----------------------|---------------|--------------------|--------------------|---------------|-------------------|
|              | PRODUCT POUNDS       | %             | BUTTERFAT POUNDS   | PRODUCT POUNDS     | %             | BUTTERFAT POUNDS  |
| January      | 412,319,938          | 62.89         | 8,831,174          | 64,742,119         | 9.87          | 5,333,936         |
| February     | 365,247,568          | 58.32         | 7,752,942          | 67,197,553         | 10.73         | 5,436,318         |
| March        | 401,134,305          | 61.15         | 8,492,801          | 78,229,727         | 11.92         | 5,779,654         |
| April        | 390,524,980          | 69.46         | 8,261,266          | 74,196,191         | 13.20         | 5,499,717         |
| May          | 354,867,884          | 57.62         | 7,642,267          | 85,576,347         | 13.89         | 5,826,677         |
| June         | 346,813,429          | 53.56         | 7,733,951          | 90,522,210         | 13.98         | 6,129,062         |
| July         | 372,617,123          | 68.71         | 8,303,802          | 61,455,160         | 11.33         | 5,517,237         |
| August       | 401,050,392          | 67.56         | 8,508,895          | 75,420,523         | 12.71         | 6,075,059         |
| September    | 393,789,636          | 70.36         | 8,308,931          | 63,784,400         | 11.40         | 5,586,317         |
| October      | 395,196,799          | 68.94         | 8,441,868          | 66,827,017         | 11.66         | 5,364,369         |
| November     | 405,676,071          | 71.59         | 8,960,382          | 58,889,354         | 10.39         | 5,080,970         |
| December     | 400,809,887          | 70.90         | 9,023,926          | 56,627,539         | 10.02         | 4,335,102         |
| <b>Total</b> | <b>4,640,048,012</b> | <b>64.77%</b> | <b>100,262,205</b> | <b>843,468,140</b> | <b>11.77%</b> | <b>65,964,418</b> |

| 2004         | CLASS III          |               |                   | CLASS IV           |               |                   |
|--------------|--------------------|---------------|-------------------|--------------------|---------------|-------------------|
|              | PRODUCT POUNDS     | %             | BUTTERFAT POUNDS  | PRODUCT POUNDS     | %             | BUTTERFAT POUNDS  |
| January      | 103,943,943        | 15.85         | 4,920,033         | 74,693,057         | 11.39         | 5,520,315         |
| February     | 110,869,899        | 17.70         | 4,819,775         | 82,954,928         | 13.25         | 5,369,245         |
| March        | 132,948,975        | 20.26         | 5,847,292         | 43,776,406         | 6.67          | 3,575,331         |
| April        | 13,399,219         | 2.38          | 1,213,144         | 84,104,282         | 14.96         | 5,025,870         |
| May          | 71,572,916         | 11.62         | 3,402,346         | 103,918,872        | 16.87         | 4,856,702         |
| June         | 90,316,717         | 13.95         | 3,960,298         | 119,821,060        | 18.51         | 4,999,363         |
| July         | 75,288,875         | 13.88         | 3,233,842         | 32,950,589         | 6.08          | 2,211,005         |
| August       | 65,465,086         | 11.03         | 2,970,569         | 51,657,225         | 8.70          | 3,716,790         |
| September    | 58,719,101         | 10.49         | 2,718,364         | 43,399,587         | 7.75          | 3,786,933         |
| October      | 65,141,200         | 11.37         | 3,286,864         | 45,997,775         | 8.03          | 4,347,047         |
| November     | 69,594,808         | 12.28         | 3,289,413         | 32,513,050         | 5.74          | 3,909,289         |
| December     | 62,262,105         | 11.01         | 2,945,281         | 45,607,444         | 8.07          | 5,035,811         |
| <b>Total</b> | <b>919,522,844</b> | <b>12.82%</b> | <b>42,607,221</b> | <b>761,394,275</b> | <b>10.63%</b> | <b>52,353,701</b> |

| TOTAL PRODUCER RECEIPTS |                      |                |                    |
|-------------------------|----------------------|----------------|--------------------|
| 2004                    | PRODUCT POUNDS       | %              | BUTTERFAT POUNDS   |
| January                 | 655,699,057          | 100.00         | 24,605,458         |
| February                | 626,269,948          | 100.00         | 23,378,280         |
| March                   | 656,089,413          | 100.00         | 23,695,078         |
| April                   | 562,224,672          | 100.00         | 19,999,997         |
| May                     | 615,936,019          | 100.00         | 21,727,992         |
| June                    | 647,473,416          | 100.00         | 22,822,674         |
| July                    | 542,311,747          | 100.00         | 19,265,886         |
| August                  | 593,593,226          | 100.00         | 21,271,313         |
| September               | 559,692,724          | 100.00         | 20,400,545         |
| October                 | 573,162,791          | 100.00         | 21,440,148         |
| November                | 566,673,283          | 100.00         | 21,240,054         |
| December                | 565,306,975          | 100.00         | 21,340,120         |
| <b>Total</b>            | <b>7,164,433,271</b> | <b>100.00%</b> | <b>261,187,545</b> |



**SOUTHEAST MARKETING AREA  
FEDERAL ORDER NO. 7**

**RECEIPTS AND CLASSIFICATION OF OTHER SOURCE MILK,  
OVERAGES, AND OPENING INVENTORIES**

| <b>2004</b>  | <b><u>OTHER<br/>SOURCE MILK</u></b> | <b><u>OVERAGES</u></b> | <b><u>OPENING<br/>INVENTORIES</u></b> | <b><u>TOTAL</u></b> |
|--------------|-------------------------------------|------------------------|---------------------------------------|---------------------|
| January      | 17,627,483                          | 3,225                  | 46,347,898                            | 63,978,606          |
| February     | 15,463,706                          | 12,160                 | 46,694,687                            | 62,170,553          |
| March        | 18,277,031                          | 28,128                 | 56,945,047                            | 75,250,206          |
| April        | 13,970,285                          | 5,075                  | 52,652,361                            | 66,627,721          |
| May          | 23,341,763                          | 2,095                  | 48,245,549                            | 71,589,407          |
| June         | 19,676,018                          | 21,501                 | 45,176,575                            | 64,874,094          |
| July         | 22,374,762                          | 2,132                  | 48,545,488                            | 70,922,382          |
| August       | 20,734,722                          | 0                      | 45,097,213                            | 65,831,935          |
| September    | 25,312,894                          | 25,557                 | 48,884,433                            | 74,222,884          |
| October      | 24,465,648                          | 0                      | 52,508,919                            | 76,974,567          |
| November     | 21,527,611                          | 0                      | 58,085,365                            | 79,612,976          |
| December     | 20,634,825                          | 201,288                | 51,827,516                            | 72,663,629          |
| <b>Total</b> | <b>243,406,748</b>                  | <b>301,161</b>         | <b>601,011,051</b>                    | <b>844,718,960</b>  |

**AS CLASSIFIED**

| <b>2004</b>  | <b><u>CLASS I</u></b> | <b><u>CLASS II</u></b> | <b><u>CLASS III</u></b> | <b><u>CLASS IV</u></b> |
|--------------|-----------------------|------------------------|-------------------------|------------------------|
| January      | 37,032,500            | 3,095,439              | 2,947,421               | 20,903,246             |
| February     | 36,931,168            | 3,467,470              | 2,592,092               | 19,179,823             |
| March        | 37,085,496            | 5,323,972              | 2,944,555               | 29,896,183             |
| April        | 37,807,573            | 6,183,342              | 511,101                 | 22,125,705             |
| May          | 46,022,439            | 3,770,175              | 2,772,706               | 19,024,087             |
| June         | 30,903,520            | 5,762,308              | 3,471,935               | 24,736,331             |
| July         | 30,752,818            | 9,271,702              | 2,789,391               | 28,108,471             |
| August       | 35,885,391            | 7,925,359              | 2,875,168               | 19,146,017             |
| September    | 45,717,814            | 8,938,501              | 2,651,976               | 16,914,593             |
| October      | 45,419,715            | 5,311,596              | 2,327,034               | 23,916,222             |
| November     | 40,820,434            | 5,940,505              | 2,744,608               | 30,107,429             |
| December     | 44,783,175            | 4,908,037              | 2,385,023               | 20,587,394             |
| <b>Total</b> | <b>469,162,043</b>    | <b>69,898,406</b>      | <b>31,013,010</b>       | <b>274,645,501</b>     |

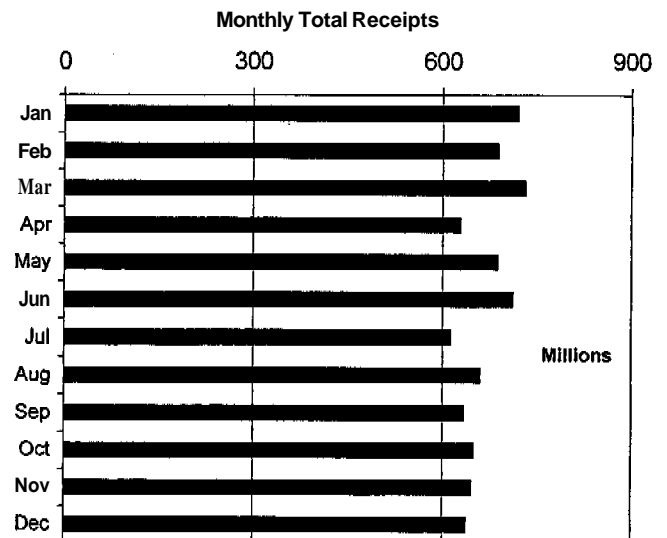
**SOUTHEAST MARKETING AREA  
FEDERAL ORDER NO. 7**

**CLASSIFICATION OF TOTAL RECEIPTS**

| 2004         | CLASS I              |                    |                | CLASS II           |                   |                |
|--------------|----------------------|--------------------|----------------|--------------------|-------------------|----------------|
|              | PRODUCT POUNDS       | BUTTERFAT POUNDS   | BUTTERFAT TEST | PRODUCT POUNDS     | BUTTERFAT POUNDS  | BUTTERFAT TEST |
| January      | 449,352,438          | 9,647,648          | 2.15%          | 67,837,558         | 5,613,578         | 8.28%          |
| February     | 402,178,736          | 8,536,051          | 2.12%          | 70,665,023         | 5,793,598         | 8.20%          |
| March        | 438,219,801          | 9,285,630          | 2.12%          | 83,553,699         | 6,272,266         | 7.51%          |
| April        | 428,332,553          | 9,065,800          | 2.12%          | 80,379,533         | 5,890,709         | 7.33%          |
| May          | 400,890,323          | 8,621,775          | 2.15%          | 89,346,522         | 6,259,070         | 7.01%          |
| June         | 377,716,949          | 8,413,974          | 2.23%          | 96,284,518         | 6,826,891         | 7.09%          |
| July         | 403,369,941          | 8,968,329          | 2.22%          | 70,726,862         | 6,094,327         | 8.62%          |
| August       | 436,935,783          | 9,284,101          | 2.12%          | 83,345,882         | 6,590,364         | 7.91%          |
| September    | 439,507,450          | 9,263,534          | 2.11%          | 72,722,901         | 6,010,495         | 8.26%          |
| October      | 440,616,514          | 9,400,152          | 2.13%          | 72,138,613         | 5,822,919         | 8.07%          |
| November     | 446,496,505          | 9,846,940          | 2.21%          | 64,829,859         | 5,915,240         | 9.12%          |
| December     | 445,593,062          | 10,009,757         | 2.25%          | 61,535,576         | 4,999,597         | 8.12%          |
| <b>Total</b> | <b>5,109,210,055</b> | <b>110,343,691</b> | <b>2.16%</b>   | <b>913,366,546</b> | <b>72,089,054</b> | <b>7.89%</b>   |

| 2004         | CLASS III          |                   |                | CLASS IV             |                   |                |
|--------------|--------------------|-------------------|----------------|----------------------|-------------------|----------------|
|              | PRODUCT POUNDS     | BUTTERFAT POUNDS  | BUTTERFAT TEST | PRODUCT POUNDS       | BUTTERFAT POUNDS  | BUTTERFAT TEST |
| January      | 106,891,364        | 5,035,743         | 4.71%          | 95,596,303           | 6,555,172         | 6.86%          |
| February     | 113,461,991        | 4,944,739         | 4.36%          | 102,134,751          | 6,453,201         | 6.32%          |
| March        | 135,893,530        | 5,994,209         | 4.41%          | 73,672,589           | 4,838,627         | 6.57%          |
| April        | 13,910,320         | 1,264,945         | 9.09%          | 106,229,987          | 6,025,822         | 5.67%          |
| May          | 74,345,622         | 3,525,276         | 4.74%          | 122,942,959          | 5,787,604         | 4.71%          |
| June         | 93,788,652         | 4,084,004         | 4.35%          | 144,557,391          | 6,159,896         | 4.26%          |
| July         | 78,078,266         | 3,342,954         | 4.28%          | 61,059,060           | 3,408,525         | 5.58%          |
| August       | 68,340,254         | 3,086,454         | 4.52%          | 70,803,242           | 4,623,961         | 6.53%          |
| September    | 61,371,077         | 2,896,902         | 4.72%          | 60,314,180           | 4,802,297         | 7.96%          |
| October      | 67,468,234         | 3,377,081         | 5.01%          | 69,913,997           | 5,598,394         | 8.01%          |
| November     | 72,339,416         | 3,379,271         | 4.67%          | 62,620,479           | 5,247,925         | 8.38%          |
| December     | 64,647,128         | 3,054,881         | 4.73%          | 66,194,838           | 6,088,203         | 9.20%          |
| <b>Total</b> | <b>950,535,854</b> | <b>43,986,459</b> | <b>4.63%</b>   | <b>1,036,039,776</b> | <b>65,589,627</b> | <b>6.33%</b>   |

| TOTAL RECEIPTS |                      |                    |                |
|----------------|----------------------|--------------------|----------------|
| 2004           | PRODUCT POUNDS       | BUTTERFAT POUNDS   | BUTTERFAT TEST |
| January        | 719,677,663          | 26,852,141         | 3.73%          |
| February       | 688,440,501          | 25,727,589         | 3.74%          |
| March          | 731,339,619          | 26,390,732         | 3.61%          |
| April          | 628,852,393          | 22,247,276         | 3.54%          |
| May            | 687,525,426          | 24,193,725         | 3.52%          |
| June           | 712,347,510          | 25,484,765         | 3.58%          |
| July           | 613,234,129          | 21,814,135         | 3.56%          |
| August         | 659,425,161          | 23,584,880         | 3.58%          |
| September      | 633,915,608          | 22,973,228         | 3.62%          |
| October        | 650,137,358          | 24,198,546         | 3.72%          |
| November       | 646,286,259          | 24,389,376         | 3.77%          |
| December       | 637,970,604          | 24,152,438         | 3.79%          |
| <b>Total</b>   | <b>8,009,152,231</b> | <b>292,008,831</b> | <b>3.65%</b>   |



**SOUTHEAST MARKETING AREA  
FEDERAL ORDER NO. 7**

**TOTAL CLASS I UTILIZATION BY POOL HANDLERS**

| <b>2004</b>      | <b>TOTAL CLASS I<br/>ROUTE<br/>DISPOSITION</b> | <b>TRANSFERRED OR<br/>DIVERTED TO<br/>NONPOOL PLANTS</b> | <b>ENDING<br/>INVENTORY</b> | <b>CLASS I<br/>SHRINKAGE</b> |
|------------------|--|--|-----------------------------|------------------------------|
| January          | 408,578,759                                    | 6,690,744  | 31,507,007                  | 2,575,928                    |
| February         | 361,852,253                                    | 7,985,164  | 29,949,373                  | 2,391,946                    |
| March            | 398,156,593                                    | 7,509,807  | 30,472,483                  | 2,080,918                    |
| <b>April</b>     | <b>379,817,580</b>                             | <b>8,161,695</b>   | <b>38,325,268</b>           | <b>2,028,010</b>             |
| <b>May</b>       | <b>364,699,522</b>                             | <b>8,013,830</b>   | <b>25,591,298</b>           | <b>2,585,673</b>             |
| June             | 343,695,475                                    | <b>7,646,163</b>   | 24,861,383                  | 1,513,928                    |
| July             | 365,011,088                                    | <b>7,259,613</b>   | 29,127,345                  | <b>1,971,895</b>             |
| August           | 391,863,956                                    | <b>7,260,582</b>   | <b>34,657,810</b>           | <b>3,153,435</b>             |
| <b>September</b> | <b>394,224,870</b>                             | <b>8,929,614</b>   | <b>33,699,558</b>           | <b>2,653,408</b>             |
| October          | 398,811,828                                    | <b>7,383,133</b>   | 31,704,002                  | <b>2,717,551</b>             |
| November         | 399,342,576                                    | 8,554,124  | 34,888,549                  | 3,711,256                    |
| December         | 399,700,226                                    | 7,964,890  | 35,407,083                  | 2,520,863                    |
| <b>Total</b>     | <b>4,605,754,726</b>                           | <b>93,359,359</b>  | <b>380,191,159</b>          | <b>29,904,811</b>            |

**TOTAL CLASS I UTILIZATION**

| <b>2004</b>  | <b>PRODUCT<br/>POUNDS</b> | <b>BUTTERFAT<br/>POUNDS</b> | <b>BUTTERFAT<br/>TEST</b> | <b>DAILY AVERAGE<br/>UTILIZATION</b> |
|--------------|---------------------------|-----------------------------|---------------------------|--------------------------------------|
| January      | 449,352,438               | 9,647,648                   | 2.15%                     | 14,495,240                           |
| February     | 402,178,736               | 8,536,051                   | 2.12%                     | 13,868,232                           |
| March        | 438,219,801               | 9,285,630                   | 2.12%                     | 14,136,123                           |
| April        | 428,332,553               | 9,065,800                   | 2.12%                     | 14,277,752                           |
| <b>May</b>   | <b>400,890,323</b>        | <b>8,621,775</b>            | <b>2.15%</b>              | <b>12,931,946</b>                    |
| June         | 377,716,949               | 8,413,974                   | 2.23%                     | 12,590,565                           |
| July         | 403,369,941               | 8,968,329                   | 2.22%                     | 13,011,934                           |
| August       | 436,935,783               | <b>9,284,101</b>            | 2.12%                     | 14,094,703                           |
| September    | 439,507,450               | 9,263,534                   | 2.11%                     | <b>14,650,248</b>                    |
| October      | 440,616,514               | <b>9,400,152</b>            | 2.13%                     | 14,213,436                           |
| November     | 446,496,505               | 9,846,940                   | 2.21%                     | 14,883,217                           |
| December     | 445,593,062               | 10,009,757                  | 2.25%                     | 14,373,970                           |
| <b>Total</b> | <b>5,109,210,055</b>      | <b>110,343,691</b>          | <b>2.16%</b>              | <b>13,959,590</b>                    |

**SOUTHEAST MARKETING AREA  
FEDERAL ORDER NO. 7**

**TOTAL DISPOSITION ON ROUTES INSIDE THE MARKETING AREA BY POOL PLANTS**

| 2004         | WHOLE MILK           | FAT FREE MILK      | LOW FAT MILK       | REDUCED FAT MILK     | CULTURED MILK     | FLAVORED MILK&DRINKS | TOTAL IN AREA        |
|--------------|----------------------|--------------------|--------------------|----------------------|-------------------|----------------------|----------------------|
| January      | 137,974,610          | 40,204,245         | 23,255,219         | 102,031,337          | 8,786,917         | 35,007,765           | 347,260,093          |
| February     | 121,232,203          | 36,722,827         | 22,387,837         | 90,288,783           | 7,901,004         | 30,218,163           | 308,750,817          |
| March        | 132,794,220          | 40,446,198         | 23,027,105         | 99,156,592           | 8,727,415         | 35,601,368           | 339,752,898          |
| April        | 125,926,048          | 38,688,576         | 21,790,802         | 95,615,495           | 8,324,323         | 32,506,531           | 322,851,775          |
| May          | 123,543,974          | 38,770,811         | 21,925,964         | 93,720,425           | 7,676,989         | 25,997,937           | 311,636,100          |
| June         | 121,997,097          | 36,872,248         | 20,207,449         | 91,962,679           | 7,393,261         | 13,767,172           | 292,199,906          |
| July         | 129,135,108          | 40,002,828         | 21,645,748         | 98,667,399           | 7,828,382         | 13,071,829           | 310,351,294          |
| August       | 128,742,442          | 40,594,642         | 23,377,838         | 103,100,713          | 7,746,583         | 31,397,668           | 334,959,886          |
| September    | 126,174,478          | 40,210,885         | 24,829,511         | 103,099,311          | 7,666,013         | 33,941,725           | 335,921,923          |
| October      | 126,800,302          | 41,145,342         | 24,167,251         | 104,702,160          | 7,977,978         | 36,071,381           | 340,864,414          |
| November     | 131,869,122          | 39,897,198         | 23,373,819         | 98,550,953           | 9,511,716         | 37,307,130           | 340,509,938          |
| December     | 131,455,463          | 39,758,837         | 23,141,974         | 106,111,084          | 8,947,965         | 32,725,285           | 342,140,608          |
| <b>Total</b> | <b>1,537,645,067</b> | <b>473,314,631</b> | <b>273,130,517</b> | <b>1,187,006,931</b> | <b>98,488,546</b> | <b>357,613,954</b>   | <b>3,927,199,652</b> |

**TOTAL DISPOSITION ON ROUTES OUTSIDE THE MARKETING AREA BY POOL PLANTS**

| 2004         | WHOLE MILK         | FAT FREE MILK     | LOW FAT MILK      | REDUCED FAT MILK   | CULTURED MILK     | FLAVORED MILK&DRINKS | TOTAL OUT OF AREA  |
|--------------|--------------------|-------------------|-------------------|--------------------|-------------------|----------------------|--------------------|
| January      | 22,122,789         | 7,990,702         | 4,747,001         | 20,114,214         | 999,424           | 5,344,536            | 61,318,666         |
| February     | 19,023,007         | 7,128,694         | 4,155,203         | 17,344,093         | 840,541           | 4,609,898            | 53,101,436         |
| March        | 20,806,824         | 7,735,666         | 4,644,246         | 19,013,813         | 943,006           | 5,260,140            | 58,403,695         |
| April        | 20,075,506         | 7,527,432         | 4,432,642         | 18,690,480         | 942,593           | 5,297,152            | 56,965,805         |
| May          | 18,764,639         | 7,342,172         | 4,223,518         | 17,741,968         | 859,460           | 4,131,665            | 53,063,422         |
| June         | 18,940,962         | 7,303,893         | 3,987,797         | 17,989,951         | 849,505           | 2,423,461            | 51,495,569         |
| July         | 19,984,255         | 7,652,669         | 4,225,106         | 19,329,762         | 894,003           | 2,573,999            | 54,659,794         |
| August       | 19,593,213         | 7,725,211         | 4,482,577         | 19,522,251         | 913,247           | 4,667,571            | 56,904,070         |
| September    | 19,429,364         | 7,858,654         | 4,730,519         | 19,727,067         | 872,068           | 5,685,275            | 58,302,947         |
| October      | 19,065,517         | 7,884,514         | 4,671,607         | 19,570,026         | 953,063           | 5,802,687            | 57,947,414         |
| November     | 19,382,115         | 7,755,860         | 4,590,960         | 19,794,776         | 1,056,847         | 6,252,080            | 58,832,638         |
| December     | 19,876,036         | 7,496,579         | 4,367,823         | 19,734,282         | 936,470           | 5,148,428            | 57,559,618         |
| <b>Total</b> | <b>237,064,227</b> | <b>91,402,046</b> | <b>53,258,999</b> | <b>228,572,683</b> | <b>11,060,227</b> | <b>57,196,892</b>    | <b>678,555,074</b> |

**TOTAL DISPOSITION ON ROUTES IN AND OUT OF THE MARKETING AREA BY POOL PLANTS**

| 2004         | WHOLE MILK           | FAT FREE MILK      | LOW FAT MILK       | REDUCED FAT MILK     | CULTURED MILK      | FLAVORED MILK&DRINKS | TOTAL SALES          |
|--------------|----------------------|--------------------|--------------------|----------------------|--------------------|----------------------|----------------------|
| January      | 160,097,399          | 48,194,947         | 28,002,220         | 122,145,551          | 9,786,341          | 40,352,301           | 408,578,759          |
| February     | 140,255,210          | 43,851,521         | 26,543,040         | 107,632,876          | 8,741,545          | 34,828,061           | 361,852,253          |
| March        | 153,601,044          | 48,181,864         | 27,671,351         | 118,170,405          | 9,670,421          | 40,861,508           | 398,156,593          |
| April        | 146,001,554          | 46,216,008         | 26,223,444         | 114,305,975          | 9,266,916          | 37,803,683           | 379,817,580          |
| May          | 142,308,613          | 46,112,983         | 26,149,482         | 111,462,393          | 8,536,449          | 30,129,602           | 364,699,522          |
| June         | 140,938,059          | 44,176,141         | 24,195,246         | 109,952,630          | 8,242,766          | 16,190,633           | 343,695,475          |
| July         | 149,119,363          | 47,655,497         | 25,870,854         | 117,997,161          | 8,722,385          | 15,645,828           | 365,011,088          |
| August       | 148,335,655          | 48,319,853         | 27,860,415         | 122,622,964          | 8,659,830          | 36,065,239           | 391,863,956          |
| September    | 145,603,842          | 48,069,539         | 29,560,030         | 122,826,378          | 8,538,081          | 39,627,000           | 394,224,870          |
| October      | 145,865,819          | 49,029,856         | 28,838,858         | 124,272,186          | 8,931,041          | 41,874,068           | 398,811,828          |
| November     | 151,251,237          | 47,653,058         | 27,964,779         | 118,345,729          | 10,568,563         | 43,559,210           | 399,342,576          |
| December     | 151,331,499          | 47,255,416         | 27,509,797         | 125,845,366          | 9,884,435          | 37,873,713           | 399,700,226          |
| <b>Total</b> | <b>1,774,709,294</b> | <b>564,716,683</b> | <b>326,389,516</b> | <b>1,415,579,614</b> | <b>109,548,773</b> | <b>411,810,846</b>   | <b>4,605,754,726</b> |



**SOUTHEAST MARKETING AREA  
FEDERAL ORDER NO. 7**

**DISPOSITION ON ROUTES INSIDE THE MARKETING AREA BY NONPOOL PLANTS**

| 2004         | WHOLE MILK         | FAT FREE MILK     | LOW FAT MILK      | REDUCED FAT MILK   | CULTURED MILK     | FLAVORED MILK&DRINKS | TOTAL NONPOOL      |
|--------------|--------------------|-------------------|-------------------|--------------------|-------------------|----------------------|--------------------|
| January      | 28,513,527         | 8,305,382         | 4,162,114         | 25,607,875         | 1,636,231         | 7,548,151            | 75,773,280         |
| February     | 25,487,426         | 7,544,284         | 4,155,113         | 22,865,638         | 1,444,875         | 7,949,622            | 69,446,958         |
| March        | 27,963,965         | 8,583,016         | 4,561,292         | 25,574,946         | 1,566,671         | 8,935,370            | 77,185,260         |
| April        | 26,606,406         | 8,371,176         | 4,733,756         | 24,771,825         | 1,426,257         | 8,804,916            | 74,714,336         |
| May          | 25,323,944         | 8,001,028         | 4,473,587         | 23,223,456         | 1,448,504         | 7,156,715            | 69,627,234         |
| June         | 25,308,307         | 7,746,375         | 4,176,012         | 23,431,831         | 1,389,605         | 5,633,223            | 67,685,353         |
| July         | 25,587,674         | 8,172,229         | 4,275,287         | 23,727,257         | 1,476,951         | 5,840,488            | 69,079,886         |
| August       | 24,669,018         | 8,023,047         | 4,486,200         | 23,008,137         | 1,491,587         | 9,224,847            | 70,902,836         |
| September    | 24,526,078         | 7,110,099         | 4,503,891         | 23,671,123         | 1,511,358         | 10,073,711           | 71,396,260         |
| October      | 24,400,979         | 8,089,337         | 4,216,070         | 24,191,784         | 1,515,233         | 8,801,752            | 71,215,155         |
| November     | 23,746,581         | 7,582,349         | 4,214,209         | 24,068,846         | 1,751,109         | 9,447,965            | 70,811,059         |
| December     | 25,609,046         | 7,704,016         | 4,056,949         | 24,204,946         | 1,691,819         | 7,880,372            | 71,147,148         |
| <b>Total</b> | <b>307,742,951</b> | <b>95,232,338</b> | <b>52,014,480</b> | <b>288,347,664</b> | <b>16,350,200</b> | <b>97,297,132</b>    | <b>858,984,765</b> |

**DISPOSITION ON ROUTES INSIDE THE MARKETING AREA BY POOL PLANTS**

| 2004         | WHOLE MILK           | FAT FREE MILK      | LOW FAT MILK       | REDUCED FAT MILK     | CULTURED MILK     | FLAVORED MILK&DRINKS | TOTAL POOL           |
|--------------|----------------------|--------------------|--------------------|----------------------|-------------------|----------------------|----------------------|
| January      | 137,974,610          | 40,204,245         | 23,255,219         | 102,031,337          | 8,786,917         | 35,007,765           | 347,260,093          |
| February     | 121,232,203          | 36,722,827         | 22,387,837         | 90,288,783           | 7,901,004         | 30,218,163           | 308,750,817          |
| March        | 132,794,220          | 40,446,198         | 23,027,105         | 99,156,592           | 8,727,415         | 35,601,368           | 339,752,898          |
| April        | 125,926,048          | 38,688,576         | 21,790,802         | 95,615,495           | 8,324,323         | 32,506,531           | 322,851,775          |
| May          | 123,543,974          | 38,770,811         | 21,925,964         | 93,720,425           | 7,676,989         | 25,997,937           | 311,636,100          |
| June         | 121,997,097          | 36,872,248         | 20,207,449         | 91,962,679           | 7,393,261         | 13,767,172           | 292,199,906          |
| July         | 129,135,108          | 40,002,828         | 21,645,748         | 98,667,399           | 7,828,382         | 13,071,829           | 310,351,294          |
| August       | 128,742,442          | 40,594,642         | 23,377,838         | 103,100,713          | 7,746,583         | 31,397,668           | 334,959,886          |
| September    | 126,174,478          | 40,210,885         | 24,829,511         | 103,099,311          | 7,666,013         | 33,941,725           | 335,921,923          |
| October      | 126,800,302          | 41,145,342         | 24,167,251         | 104,702,160          | 7,977,978         | 36,071,381           | 340,864,414          |
| November     | 131,869,122          | 39,897,198         | 23,373,819         | 98,550,953           | 9,511,716         | 37,307,130           | 340,509,938          |
| December     | 131,455,463          | 39,758,837         | 23,141,974         | 106,111,084          | 8,947,965         | 32,725,285           | 342,140,608          |
| <b>Total</b> | <b>1,537,645,067</b> | <b>473,314,637</b> | <b>273,130,517</b> | <b>1,187,006,931</b> | <b>98,488,546</b> | <b>357,613,954</b>   | <b>3,927,199,652</b> |

**TOTAL DISPOSITION ON ROUTES INSIDE THE MARKETING AREA**

| 2004         | WHOLE MILK           | FAT FREE MILK      | LOW FAT MILK       | REDUCED FAT MILK     | CULTURED MILK      | FLAVORED MILK&DRINKS | TOTAL SALES          |
|--------------|----------------------|--------------------|--------------------|----------------------|--------------------|----------------------|----------------------|
| January      | 166,488,137          | 48,509,627         | 27,417,333         | 127,639,212          | 10,423,148         | 42,555,916           | 423,033,373          |
| February     | 146,719,629          | 44,267,111         | 26,542,950         | 113,154,421          | 9,345,879          | 38,167,785           | 378,197,775          |
| March        | 160,758,185          | 49,029,214         | 27,588,397         | 124,731,538          | 10,294,086         | 44,536,738           | 416,938,158          |
| April        | 152,532,454          | 47,059,752         | 26,524,558         | 120,387,320          | 9,750,580          | 41,311,447           | 397,566,111          |
| May          | 148,867,918          | 46,771,839         | 26,399,551         | 116,943,881          | 9,125,493          | 33,154,652           | 381,263,334          |
| June         | 147,305,404          | 44,618,623         | 24,383,461         | 115,394,510          | 8,782,866          | 19,400,395           | 359,885,259          |
| July         | 154,722,782          | 48,175,057         | 25,921,035         | 122,394,656          | 9,305,333          | 18,912,317           | 379,431,180          |
| August       | 153,411,460          | 48,617,689         | 27,864,038         | 126,108,850          | 9,238,170          | 40,622,515           | 405,862,722          |
| September    | 150,700,556          | 47,320,984         | 29,333,402         | 126,770,434          | 9,177,371          | 44,015,436           | 407,318,183          |
| October      | 151,201,281          | 49,234,679         | 28,383,321         | 128,893,944          | 9,493,211          | 44,873,133           | 412,079,569          |
| November     | 155,615,703          | 47,479,547         | 27,588,028         | 122,619,799          | 11,262,825         | 46,755,095           | 411,320,997          |
| December     | 157,064,509          | 47,462,853         | 27,198,923         | 130,316,030          | 10,639,784         | 40,605,657           | 413,287,756          |
| <b>Total</b> | <b>1,845,388,018</b> | <b>568,546,975</b> | <b>325,144,997</b> | <b>1,475,354,595</b> | <b>116,838,746</b> | <b>454,911,086</b>   | <b>4,786,184,417</b> |

**SOUTHEAST MARKETING AREA  
FEDERAL ORDER NO. 7**

**TOTAL CLASS II UTILIZATION BY POOL HANDLERS**

| <b>2004</b>  | <b>NONFLUID<br/>USED TO PRODUCE</b> | <b>SHRINKAGE</b> | <b>TRANSFERRED OR<br/>DIVERTED TO<br/>NONPOOL PLANTS</b> | <b>USED TO<br/>PRODUCE/<br/>OTHER USES</b> |
|--------------|-------------------------------------|------------------|--|--|
| January      | 1,560,100                           | 0                | 48,209,620   | 18,067,838                                 |
| February     | 1,433,162                           | 0                | 51,089,394   | 18,142,467                                 |
| March        | 1,641,211                           | 0                | 59,946,310   | 21,966,178                                 |
| April        | 1,773,352                           | 0                | 56,074,914   | 22,531,267                                 |
| May          | 1,790,998                           | 0                | 64,078,481   | 23,477,043                                 |
| June         | 1,770,417                           | 0                | 67,502,690   | 27,011,411                                 |
| July         | 1,947,154                           | 0                | 42,941,671   | 25,838,037                                 |
| August       | 1,893,991                           | 0                | 55,675,084   | 25,776,807                                 |
| September    | 1,609,729                           | 0                | 48,097,267   | 23,015,905                                 |
| October      | 1,493,998                           | 0                | 49,004,543   | 21,640,072                                 |
| November     | 1,219,966                           | 0                | 41,412,507   | 22,197,386                                 |
| December     | 1,242,736                           | 0                | 40,208,876   | 20,083,964                                 |
| <b>Total</b> | <b>19,376,814</b>                   | <b>0</b>         | <b>624,241,357</b>                                       | <b>269,748,375</b>                         |

**TOTAL CLASS II UTILIZATION**

| <b>2004</b>  | <b>PRODUCT<br/>POUNDS</b> | <b>BUTTERFAT<br/>POUNDS</b> | <b>BUTTERFAT<br/>TEST</b> | <b>DAILY<br/>UTILIZATION</b> |
|--------------|---------------------------|-----------------------------|---------------------------|------------------------------|
| January      | 67,837,558                | 5,613,578                   | 8.28%                     | 2,188,308                    |
| February     | 70,665,023                | 5,793,598                   | 8.20%                     | 2,436,725                    |
| March        | 83,553,699                | 6,272,266                   | 7.51%                     | 2,695,281                    |
| April        | 80,379,533                | 5,890,709                   | 7.33%                     | 2,679,318                    |
| May          | 89,346,522                | 6,259,070                   | 7.01%                     | 2,882,146                    |
| June         | 96,284,518                | 6,826,891                   | 7.09%                     | 3,209,484                    |
| July         | 70,726,862                | 6,094,327                   | 8.62%                     | 2,281,512                    |
| August       | 83,345,882                | 6,590,364                   | 7.91%                     | 2,688,577                    |
| September    | 72,722,901                | 6,010,495                   | 8.26%                     | 2,424,097                    |
| October      | 72,138,613                | 5,822,919                   | 8.07%                     | 2,327,052                    |
| November     | 64,829,859                | 5,915,240                   | 9.12%                     | 2,160,995                    |
| December     | 61,535,576                | 4,999,597                   | 8.12%                     | 1,985,019                    |
| <b>Total</b> | <b>913,366,546</b>        | <b>72,089,054</b>           | <b>7.89%</b>              | <b>2,495,537</b>             |

**SOUTHEAST MARKETING AREA  
FEDERAL ORDER NO. 7**

**TOTAL CLASS III UTILIZATION BY POOL HANDLERS**

| <b>2004</b>  | <b><u>SHRINKAGE 1/</u></b> | <b><u>TRANSFERRED OR<br/>DIVERTED TO<br/>NONPOOL PLANTS</u></b> | <b><u>USED TO<br/>PRODUCE/<br/>OTHER USES 2/</u></b> |
|--------------|----------------------------|---|--|
| January      | 0                          | 106,891,364   | 0  |
| February     | <b>7,617,246</b>           | 101,322,257   | 4,522,488  |
| March        | 0                          | 135,893,530   | 0  |
| <b>April</b> | 0                          | 13,910,320  | 0  |
| <b>May</b>   | 0                          | 74,345,622  | 0  |
| June         | 0                          | 93,788,652  | 0  |
| July         | 0                          | 78,078,266  | 0  |
| August       | 0                          | 68,340,254  | 0  |
| September    | 0                          | 61,371,077  | 0  |
| October      | 0                          | 67,468,234  | 0  |
| November     | 0                          | 72,339,416  | 0  |
| December     | 0                          | 64,647,128  | 0  |
| <b>Total</b> | <b>7,617,246</b>           | <b>938,396,120</b>  | <b>4,522,488</b>                                     |

**TOTAL CLASS III UTILIZATION**

| <b>2004</b>  | <b><u>PRODUCT<br/>POUNDS</u></b> | <b><u>BUTTERFAT<br/>POUNDS</u></b> | <b><u>BUTTERFAT<br/>TEST</u></b> | <b><u>DAILY AVERAGE<br/>UTILIZATION</u></b> |
|--------------|----------------------------------|------------------------------------|----------------------------------|---|
| January      | 106,891,364                      | 5,035,743                          | 4.71%                            | 3,448,109                                   |
| February     | 113,461,991                      | 4,944,739                          | 4.36%                            | 3,912,482                                   |
| March        | 135,893,530                      | 5,994,209                          | 4.41%                            | 4,383,662                                   |
| April        | 13,910,320                       | 1,264,945                          | 9.09%                            | 463,677                                     |
| <b>May</b>   | 74,345,622                       | 3,525,276                          | 4.74%                            | 2,398,246                                   |
| June         | 93,788,652                       | 4,084,004                          | 4.35%                            | 3,126,288                                   |
| July         | 78,078,266                       | 3,342,954                          | 4.28%                            | 2,518,654                                   |
| August       | 68,340,254                       | 3,086,454                          | 4.52%                            | 2,204,524                                   |
| September    | 61,371,077                       | 2,896,902                          | 4.72%                            | 2,045,703                                   |
| October      | 67,468,234                       | 3,377,081                          | 5.01%                            | 2,176,395                                   |
| November     | 72,339,416                       | 3,379,271                          | 4.67%                            | 2,411,314                                   |
| December     | 64,647,128                       | 3,054,881                          | 4.73%                            | 2,085,391                                   |
| <b>Total</b> | <b>950,535,854</b>               | <b>43,986,459</b>                  | <b>4.63%</b>                     | <b>2,597,092</b>                            |

**1/** Pursuant § 1000.43 (b) (1). Assigned to lowest priced class.

**2/** Pursuant § 1000.40 (e). Other Uses assigned to lowest priced class.

**SOUTHEAST MARKETING AREA  
FEDERAL ORDER NO. 7**

**TOTAL CLASS IV UTILIZATION BY POOL HANDLERS**

| 200          | ENDING INVENTORY   | NONFLUID USED TO OR 1/ | SHRINKAGE 1/      | TRANSFERRED OR DIVERTED TO 1/ | USED TO PRODUCE 1/ OTHER USES 2/ |
|--------------|--------------------|------------------------|-------------------|-------------------------------|----------------------------------|
| January      | 15,554,741         | 1,651,109              | 7,178,455         | 59,695,820                    | 11,516,178                       |
| February     | 26,995,674         | 1,542,669              | 0                 | 70,772,456                    | 2,823,952                        |
| March        | 23,241,345         | 1,752,954              | 7,721,126         | 29,652,408                    | 11,304,756                       |
| April        | 9,810,402          | 1,670,228              | 7,201,533         | 82,703,745                    | 4,844,079                        |
| May          | 20,275,248         | 1,555,480              | 6,978,446         | 73,911,032                    | 20,222,753                       |
| June         | 23,684,105         | 1,435,517              | 5,664,687         | 94,126,874                    | 19,646,208                       |
| July         | 15,923,896         | 1,640,402              | 6,822,149         | 21,209,116                    | 15,463,497                       |
| August       | 14,226,623         | 1,649,754              | 7,785,060         | 39,980,484                    | 7,161,321                        |
| September    | 18,809,361         | 1,729,312              | 7,180,639         | 26,377,070                    | 6,217,798                        |
| October      | 26,381,363         | 2,008,778              | 7,815,710         | 28,865,569                    | 4,842,577                        |
| November     | 16,938,967         | 4,264,331              | 7,774,203         | 28,628,819                    | 5,014,159                        |
| December     | 11,230,686         | 3,589,190              | 6,625,013         | 34,767,091                    | 9,982,858                        |
| <b>Total</b> | <b>223,072,411</b> | <b>24,488,724</b>      | <b>78,747,024</b> | <b>590,690,484</b>            | <b>119,040,136</b>               |

**TOTAL CLASS IV UTILIZATION**

| 2004         | PRODUCT POUNDS       | BUTTERFAT POUNDS  | BUTTERFAT TEST | DAILY UTILIZATION |
|--------------|----------------------|-------------------|----------------|-------------------|
| January      | 95,596,303           | 6,555,172         | 6.86%          | 3,083,752         |
| February     | 102,134,751          | 6,453,201         | 6.32%          | 3,521,888         |
| March        | 73,672,589           | 4,838,627         | 6.57%          | 2,376,535         |
| April        | 106,229,987          | 6,025,822         | 5.67%          | 3,541,000         |
| May          | 122,942,959          | 5,787,604         | 4.71%          | 3,965,902         |
| June         | 144,557,391          | 6,159,896         | 4.26%          | 4,818,580         |
| July         | 61,059,060           | 3,408,525         | 5.58%          | 1,969,647         |
| August       | 70,803,242           | 4,623,961         | 6.53%          | 2,283,976         |
| September    | 60,314,180           | 4,802,297         | 7.96%          | 2,010,473         |
| October      | 69,913,997           | 5,598,394         | 8.01%          | 2,255,290         |
| November     | 62,620,479           | 5,247,925         | 8.38%          | 2,087,349         |
| December     | 66,194,838           | 6,088,203         | 9.20%          | 2,135,317         |
| <b>Total</b> | <b>1,036,039,776</b> | <b>65,589,627</b> | <b>6.23%</b>   | <b>2,830,710</b>  |

1/ Pursuant § 1000.43 (b) (1). Shrinkage assigned to lowest priced class.

2/ Pursuant § 1000.40 (d) and (e). Used to Produce, Bulk Ending Inventory & NFMP-UTF assigned to Class IV. Other Uses assigned to lowest priced class.

**SOUTHEAST MARKETING AREA  
FEDERAL ORDER NO. 7  
ANNOUNCED FEDERAL ORDER CLASS & UNIFORM PRICES**

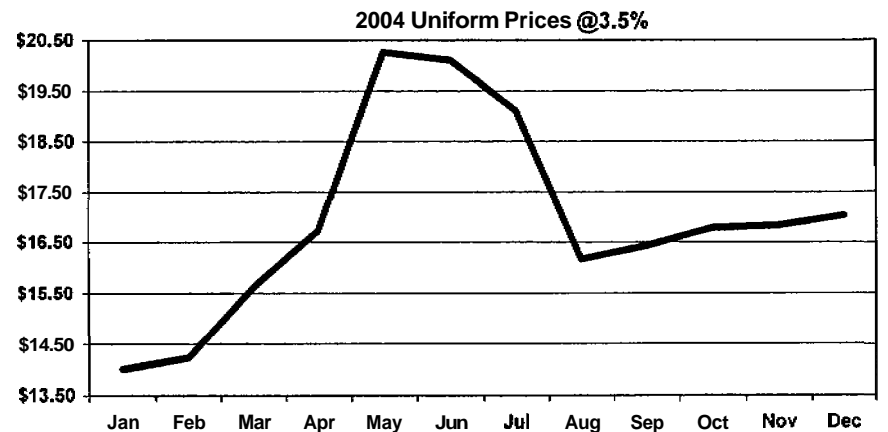
| CLASS I*  |         |           |             |
|-----------|---------|-----------|-------------|
| 2004      | Skim    | Butterfat | Milk @ 3.5% |
| January   | \$10.56 | \$1.3593  | \$14.95     |
| February  | \$9.65  | \$1.5354  | \$14.69     |
| March     | \$9.06  | \$1.7985  | \$15.04     |
| April     | \$9.06  | \$2.2835  | \$16.74     |
| May       | \$14.60 | \$2.4747  | \$22.75     |
| June      | \$16.08 | \$2.4890  | \$24.23     |
| July      | \$14.05 | \$2.1398  | \$21.05     |
| August    | \$10.65 | \$2.1262  | \$17.72     |
| September | \$11.06 | \$1.8200  | \$17.04     |
| October   | \$11.63 | \$1.9025  | \$17.88     |
| November  | \$10.91 | \$1.9598  | \$17.39     |
| December  | \$11.22 | \$1.9144  | \$17.53     |
| Average   | \$11.54 | \$1.9836  | \$18.08     |

| CLASS II  |        |           |             |
|-----------|--------|-----------|-------------|
| 2004      | Skim   | Butterfat | Milk @ 3.5% |
| January   | \$6.64 | \$1.5048  | \$11.67     |
| February  | \$6.63 | \$1.8588  | \$12.90     |
| March     | \$6.66 | \$2.3883  | \$14.79     |
| April     | \$6.66 | \$2.5083  | \$15.21     |
| May       | \$6.74 | \$2.4352  | \$15.03     |
| June      | \$6.91 | \$2.1838  | \$14.31     |
| July      | \$7.03 | \$2.0613  | \$14.00     |
| August    | \$7.07 | \$1.8011  | \$13.13     |
| September | \$7.11 | \$1.9424  | \$13.66     |
| October   | \$7.14 | \$1.9090  | \$13.57     |
| November  | \$7.14 | \$2.0559  | \$14.09     |
| December  | \$7.07 | \$2.0436  | \$13.98     |
| Average   | \$6.90 | \$2.0577  | \$13.86     |

| CLASS III |         |           |             |
|-----------|---------|-----------|-------------|
| 2004      | Skim    | Butterfat | Milk @ 3.5% |
| January   | \$6.60  | \$1.4978  | \$11.61     |
| February  | \$5.61  | \$1.8518  | \$11.89     |
| March     | \$6.38  | \$2.3813  | \$14.49     |
| April     | \$11.30 | \$2.5013  | \$19.66     |
| May       | \$12.52 | \$2.4282  | \$20.58     |
| June      | \$10.43 | \$2.1768  | \$17.68     |
| July      | \$7.94  | \$2.0543  | \$14.85     |
| August    | \$8.04  | \$1.7941  | \$14.04     |
| September | \$8.23  | \$1.9354  | \$14.72     |
| October   | \$7.78  | \$1.9020  | \$14.16     |
| November  | \$8.00  | \$2.0489  | \$14.89     |
| December  | \$9.34  | \$2.0366  | \$16.14     |
| Average   | \$8.51  | \$2.0507  | \$15.39     |

| CLASS IV  |        |           |             |
|-----------|--------|-----------|-------------|
| 2004      | Skim   | Butterfat | Milk @ 3.5% |
| January   | \$5.94 | \$1.4978  | \$10.97     |
| February  | \$5.94 | \$1.8518  | \$12.21     |
| March     | \$5.97 | \$2.3813  | \$14.10     |
| April     | \$6.03 | \$2.5013  | \$14.57     |
| May       | \$6.22 | \$2.4282  | \$14.50     |
| June      | \$6.32 | \$2.1768  | \$13.72     |
| July      | \$6.34 | \$2.0543  | \$13.31     |
| August    | \$6.40 | \$1.7941  | \$12.46     |
| September | \$6.45 | \$1.9354  | \$13.00     |
| October   | \$6.38 | \$1.9020  | \$12.81     |
| November  | \$6.39 | \$2.0489  | \$13.34     |
| December  | \$6.52 | \$2.0366  | \$13.42     |
| Average   | \$6.24 | \$2.0507  | \$13.20     |

| UNIFORM*  |         |           |             |
|-----------|---------|-----------|-------------|
| 2004      | Skim    | Butterfat | Milk @ 3.5% |
| January   | \$9.27  | \$1.4492  | \$14.02     |
| February  | \$8.41  | \$1.7481  | \$14.23     |
| March     | \$8.29  | \$2.1737  | \$15.61     |
| April     | \$8.58  | \$2.4128  | \$16.72     |
| May       | \$12.13 | \$2.4460  | \$20.27     |
| June      | \$12.55 | \$2.2841  | \$20.11     |
| July      | \$12.20 | \$2.0927  | \$19.10     |
| August    | \$9.76  | \$1.9285  | \$16.17     |
| September | \$10.17 | \$1.8899  | \$16.43     |
| October   | \$10.48 | \$1.9035  | \$16.78     |
| November  | \$10.14 | \$2.0125  | \$16.83     |
| December  | \$10.45 | \$1.9859  | \$17.03     |
| Average   | \$10.20 | \$2.0272  | \$16.94     |



\* Class 1 and Uniform Prices are at Fulton County (Atlanta), Georgia

**SOUTHEAST MARKETING AREA  
FEDERAL ORDER NO. 7**

**NASS DAIRY PRODUCT PRICE AVERAGES USED IN  
FEDERAL MILK ORDER PRICE FORMULAS**

**Class I (Skim, Bfat), Class II (Skim, Nonfat Solids)**

| <b>2004</b>              | <u><b>Weeks Ending</b></u> | <u><b>Butter</b></u> | <u><b>Nonfat<br/>Dry Milk</b></u> | <u><b>Cheese</b></u> | <u><b>Dry Whey</b></u> |
|--------------------------|----------------------------|----------------------|-----------------------------------|----------------------|------------------------|
| <b>Dollars per pound</b> |                            |                      |                                   |                      |                        |
| January                  | 12/6,13                    | 1.2219               | 0.8072                            | 1.3227               | 0.1967                 |
| February                 | 1/10,17                    | 1.3687               | 0.8051                            | 1.2977               | 0.1824                 |
| March                    | 2/7,14                     | 1.5879               | 0.8085                            | 1.3054               | 0.1691                 |
| April                    | 3/6,13                     | 1.9921               | 0.8090                            | 1.4582               | 0.1706                 |
| May                      | 4/10,17                    | 2.1514               | 0.8179                            | 2.0530               | 0.2611                 |
| June                     | 5/8,15                     | 2.1633               | 0.8372                            | 2.1838               | 0.2975                 |
| July                     | 6/5,12                     | 1.8723               | 0.8500                            | 1.8683               | 0.2942                 |
| August                   | 7/10,17                    | 1.8610               | 0.8552                            | 1.5439               | 0.2600                 |
| September                | 8/7,14                     | 1.6058               | 0.8596                            | 1.5047               | 0.2280                 |
| October                  | 9/4,11                     | 1.6746               | 0.8622                            | 1.5958               | 0.2155                 |
| November                 | 10/9,16                    | 1.7223               | 0.8626                            | 1.5373               | 0.2241                 |
| December                 | 11/6,13                    | 1.6845               | 0.8553                            | 1.5481               | 0.2338                 |

**Class II (Bfat), Class III, Class IV, Components**

| <b>2004</b>              | <u><b>Weeks Ending</b></u> | <u><b>Butter</b></u> | <u><b>Nonfat<br/>Dry Milk</b></u> | <u><b>Cheese</b></u> | <u><b>Dry Whey</b></u> |
|--------------------------|----------------------------|----------------------|-----------------------------------|----------------------|------------------------|
| <b>Dollars per pound</b> |                            |                      |                                   |                      |                        |
| January                  | 1/3,10,17,24               | 1.3632               | 0.8062                            | 1.3023               | 0.1801                 |
| February                 | 1/31,2/7,14,21,28          | 1.6582               | 0.8064                            | 1.3260               | 0.1677                 |
| March                    | 3/6,13,20,27               | 2.0994               | 0.8101                            | 1.5680               | 0.1817                 |
| April                    | 4/3,10,17,24               | 2.1994               | 0.8171                            | 2.0520               | 0.2602                 |
| May                      | 5/1,8,15,22,29             | 2.1385               | 0.8383                            | 2.1266               | 0.2992                 |
| June                     | 6/5,12,19,26               | 1.9290               | 0.8497                            | 1.8411               | 0.2890                 |
| July                     | 7/3,10,17,24               | 1.8269               | 0.8513                            | 1.5695               | 0.2607                 |
| August                   | 7/31,8/7,14,21,28          | 1.6101               | 0.8584                            | 1.5167               | 0.2246                 |
| September                | 9/4,11,18,25               | 1.7278               | 0.8639                            | 1.5867               | 0.2162                 |
| October                  | 10/2,9,16,23,30            | 1.7000               | 0.8565                            | 1.5256               | 0.2247                 |
| November                 | 11/6,13,20,27              | 1.8224               | 0.8570                            | 1.5886               | 0.2367                 |
| December                 | 12/4,11,18,25              | 1.8122               | 0.8713                            | 1.7146               | 0.2423                 |

**Producer Milk By County/State  
(More Than Two Producers Per County)**

Federal Order No. 7

May 2004

| County Name              | Code | No. Farms | Total Pounds      |
|--------------------------|------|-----------|-------------------|
| <b>Alabama</b>           |      |           |                   |
| Clay                     | 27   | 3         | 437,962           |
| Cleburne                 | 29   | 3         | 210,657           |
| Coffee                   | 31   | 3         | 1,641,756         |
| Covington                | 39   | 3         | 817,785           |
| Cullman                  | 43   | 7         | 2,208,125         |
| Dallas                   | 47   | 3         | 353,241           |
| De kalb                  | 49   | 5         | 505,125           |
| Elmore                   | 51   | 4         | 192,366           |
| Fayette                  | 57   | 4         | 794,456           |
| Franklin                 | 59   | 3         | 1,206,426         |
| Hale                     | 65   | 3         | 585,093           |
| Lamar                    | 75   | 3         | 544,572           |
| Lawrence                 | 79   | 4         | 290,838           |
| Mobile                   | 97   | 3         | 601,937           |
| Morgan                   | 103  | 5         | 2,699,188         |
| Tuscaloosa               | 125  | 3         | 368,918           |
| Restricted               | 999  | 34        | 7,157,843         |
| <b>Total for Alabama</b> |      | <u>93</u> | <u>20,616,288</u> |

**Arizona**  
Restricted

**Arkansas**

|                           |     |           |                   |
|---------------------------|-----|-----------|-------------------|
| Benton                    | 7   | 26        | 3,303,931         |
| Boone                     | 9   | 9         | 531,410           |
| Carroll                   | 15  | 15        | 1,408,704         |
| Cleburne                  | 23  | 7         | 1,046,491         |
| Conway                    | 29  | 18        | 1,965,793         |
| Faulkner                  | 45  | 10        | 2,824,988         |
| Franklin                  | 47  | 7         | 960,945           |
| Fulton                    | 49  | 10        | 759,859           |
| Izard                     | 65  | 3         | 127,026           |
| Logan                     | 83  | 9         | 701,824           |
| Lonoke                    | 85  | 6         | 1,111,600         |
| Madison                   | 87  | 16        | 1,238,016         |
| Searcy                    | 129 | 15        | 1,443,427         |
| Stone                     | 137 | 4         | 339,062           |
| Van buren                 | 141 | 14        | 1,586,431         |
| Washington                | 143 | 33        | 3,675,143         |
| White                     | 145 | 9         | 961,101           |
| Yell                      | 149 | 3         | 320,617           |
| Restricted                | 999 | 25        | 3,303,223         |
| <b>Total for Arkansas</b> |     | <u>25</u> | <u>27,609,561</u> |

**Florida**  
Restricted

**Producer Milk By County/State  
(More Than Two Producers Per County)**

Federal Order No. 7

May 2004

| County Name              | Code | No. Farms | Total Pounds      |
|--------------------------|------|-----------|-------------------|
| <b>Georgia</b>           |      |           |                   |
| Burke                    | 33   | 7         | 652,936           |
| Carroll                  | 45   | 4         | 346,396           |
| Elbert                   | 105  | 4         | 1,850,419         |
| Greene                   | 133  | 16        | 4,587,038         |
| Hall                     | 139  | 4         | 796,339           |
| Houston                  | 153  | 4         | 184,059           |
| Jefferson                | 163  | 12        | 1,681,576         |
| Jenkins                  | 165  | 6         | 481,889           |
| Jones                    | 169  | 4         | 1,388,705         |
| Lamar                    | 171  | 4         | 1,058,531         |
| Macon                    | 193  | 18        | 1,394,750         |
| Monroe                   | 207  | 6         | 965,127           |
| Morgan                   | 211  | 35        | 9,416,879         |
| Oglethorpe               | 221  | 4         | 1,805,734         |
| Polk                     | 233  | 5         | 262,070           |
| Putnam                   | 237  | 38        | 12,467,246        |
| Sumter                   | 261  | 3         | 159,270           |
| Taliaferro               | 265  | 5         | 1,240,621         |
| Troup                    | 285  | 4         | 549,076           |
| Walker                   | 295  | 8         | 662,658           |
| Warren                   | 301  | 6         | 1,590,958         |
| Washington               | 303  | 3         | 891,038           |
| Wilkes                   | 317  | 9         | 2,351,010         |
| Restricted               | 999  |           | 8,842,934         |
| <b>Total for Georgia</b> |      |           | <b>88,887,858</b> |
| <b>Illinois</b>          |      |           |                   |
| Restricted               |      |           |                   |
| <b>Indiana</b>           |      |           |                   |
| Restricted               |      |           |                   |
| <b>Kansas</b>            |      |           |                   |
| Allen                    | 1    | 8         | 1,157,708         |
| Anderson                 | 3    | 12        | 969,092           |
| Bourbon                  | 11   | 3         | 368,128           |
| Brown                    | 13   | 7         | 538,906           |
| Crawford                 | 37   | 4         | 525,582           |
| Doniphan                 | 43   | 4         | 313,013           |
| Douglas                  | 45   | 9         | 1,219,608         |
| Franklin                 | 59   | 18        | 1,238,046         |
| Geary                    | 61   | 3         | 115,389           |
| Greenwood                | 73   | 4         | 682,868           |
| Jackson                  | 85   | 4         | 321,878           |
| Johnson                  | 91   | 5         | 312,337           |
| Labette                  | 99   | 6         | 369,419           |
| Linn                     | 107  | 6         | 849,976           |
| Mcpherson                | 113  | 4         | 285,589           |



**Producer Milk By County/State**  
**(More Than Two Producers Per County)**  
**Federal Order No. 7**  
**May 2004**

| County Name             | Code | No. farms  | Total Pounds      |
|-------------------------|------|------------|-------------------|
| Marion                  | 115  | 12         | 957,052           |
| Miami                   | 121  | 5          | 209,867           |
| Montgomery              | 125  | 5          | 423,903           |
| Morris                  | 127  | 5          | 119,015           |
| Nemaha                  | 131  | 8          | 736,602           |
| Neosho                  | 133  | 8          | 573,665           |
| Osage                   | 139  | 4          | 180,565           |
| Reno                    | 155  | 6          | 188,733           |
| Restricted              | 999  | 17         | 5,251,115         |
| <b>Total for Kansas</b> |      | <b>167</b> | <b>17,908,056</b> |

**Kentucky**

|                           |     |            |                   |
|---------------------------|-----|------------|-------------------|
| Adair                     | 1   | 22         | 2,963,210         |
| Allen                     | 3   | 5          | 157,401           |
| Ballard                   | 7   | 3          | 454,524           |
| Barren                    | 9   | 64         | 10,360,794        |
| Carlisle                  | 39  | 5          | 541,997           |
| Christian                 | 47  | 34         | 2,678,947         |
| Cumberland                | 57  | 3          | 162,417           |
| Edmonson                  | 61  | 3          | 47,354            |
| Graves                    | 83  | 13         | 1,374,455         |
| Grayson                   | 85  | 10         | 778,411           |
| Green                     | 87  | 3          | 154,665           |
| Hardin                    | 93  | 11         | 1,577,391         |
| Hart                      | 99  | 14         | 944,533           |
| Larue                     | 123 | 3          | 430,783           |
| Logan                     | 141 | 24         | 4,556,364         |
| Mccracken                 | 145 | 3          | 246,760           |
| Metcalfe                  | 169 | 26         | 1,874,089         |
| Monroe                    | 171 | 21         | 1,284,335         |
| Simpson                   | 213 | 7          | 1,272,110         |
| Taylor                    | 217 | 8          | 642,532           |
| Todd                      | 219 | 20         | 2,260,906         |
| Warren                    | 227 | 33         | 4,079,403         |
| Restricted                | 999 | 10         | 802,007           |
| <b>Total for Kentucky</b> |     | <b>345</b> | <b>39,645,388</b> |

**Louisiana**

|                            |     |            |                   |
|----------------------------|-----|------------|-------------------|
| Beauregard                 | 11  | 5          | 554,297           |
| De soto                    | 31  | 22         | 4,857,147         |
| East baton rouge           | 33  | 3          | 498,470           |
| East feliciana             | 37  | 3          | 669,751           |
| Sabine                     | 85  | 5          | 648,898           |
| St. helena                 | 91  | 30         | 4,692,286         |
| Tangipahoa                 | 105 | 128        | 17,799,728        |
| Washington                 | 117 | 98         | 12,427,174        |
| Restricted                 | 999 | 17         | 1,415,681         |
| <b>Total for Louisiana</b> |     | <b>311</b> | <b>43,563,432</b> |

**Producer Milk By County/State**  
**(More Than Two Producers Per County)**  
 Federal Order No. 7  
 May 2004

| County Name                  | Code | No. Farms  | Total Pounds      |
|------------------------------|------|------------|-------------------|
| <b>Mississippi</b>           |      |            |                   |
| Amite                        | 5    | 15         | 2,314,824         |
| Clay                         | 25   | 3          | 153,885           |
| Copiah                       | 29   | 10         | 1,255,682         |
| Harrison                     | 47   | 6          | 373,656           |
| Jones                        | 67   | 5          | 869,173           |
| Lawrence                     | 77   | 6          | 951,879           |
| Leake                        | 79   | 4          | 612,408           |
| Lee                          | 81   | 3          | 366,399           |
| Lincoln                      | 85   | 19         | 2,627,050         |
| Marion                       | 91   | 20         | 3,280,012         |
| Marshall                     | 93   | 5          | 1,773,831         |
| Neshoba                      | 99   | 4          | 296,745           |
| Newton                       | 101  | 10         | 2,117,926         |
| Noxubee                      | 103  | 8          | 1,529,963         |
| Pearl river                  | 109  | 7          | 516,170           |
| Pike                         | 113  | 27         | 3,800,344         |
| Prentiss                     | 117  | 3          | 288,150           |
| Stone                        | 131  | 5          | 204,413           |
| Tate                         | 137  | 6          | 1,355,287         |
| Tippah                       | 139  | 3          | 313,348           |
| Walthall                     | 147  | 41         | 5,109,584         |
| Winston                      | 159  | 3          | 332,523           |
| Restricted                   | 999  | 31         | 7,866,570         |
| <b>Total for Mississippi</b> |      | <u>244</u> | <u>38,309,822</u> |
| <b>Missouri</b>              |      |            |                   |
| Barry                        | 9    | 36         | 4,109,674         |
| Barton                       | 11   | 5          | 596,521           |
| Bates                        | 13   | 15         | 1,353,814         |
| Benton                       | 15   | 7          | 341,893           |
| Camden                       | 29   | 8          | 560,007           |
| Cape girardeau               | 31   | 7          | 716,835           |
| Cass                         | 37   | 9          | 647,393           |
| Cedar                        | 39   | 6          | 520,874           |
| Christian                    | 43   | 28         | 2,070,219         |
| Cole                         | 51   | 4          | 9,228             |
| Cooper                       | 53   | 5          | 637,694           |
| Dade                         | 57   | 6          | 427,336           |
| Dallas                       | 59   | 55         | 4,760,388         |
| Douglas                      | 67   | 76         | 5,867,509         |
| Gresne                       | 77   | 36         | 3,491,253         |
| Henry                        | 83   | 4          | 484,907           |
| Hickory                      | 85   | 8          | 778,225           |
| Howell                       | 91   | 50         | 4,186,751         |
| Jasper                       | 97   | 14         | 1,619,759         |
| Johnson                      | 101  | 10         | 724,370           |
| Laclede                      | 105  | 75         | 6,703,338         |

**Producer Milk By County/State**  
**(More Than Two Producers Per County)**  
**Federal Order No. 7**  
**May 2004**

| County Name               | Code | No. Farms    | Total Pounds       |
|---------------------------|------|--------------|--------------------|
| Lafayette                 | 107  | 12           | 1,176,467          |
| Lawrence                  | 109  | 56           | 6,405,909          |
| Mcdonald                  | 119  | 11           | 1,358,118          |
| Moniteau                  | 135  | 11           | 66,850             |
| Morgan                    | 141  | 11           | 35,742             |
| Newton                    | 145  | 23           | 2,308,179          |
| Oregon                    | 149  | 9            | 837,320            |
| <b>Ozark</b>              | 153  | 38           | 3,291,351          |
| Perry                     | 157  | 8            | 172,629            |
| Pettis                    | 159  | 6            | 444,051            |
| Polk                      | 167  | 54           | 8,029,598          |
| St. clair                 | 185  | 4            | 187,635            |
| Stone                     | 209  | 25           | 2,449,242          |
| Taney                     | 213  | 3            | 203,795            |
| Texas                     | 215  | 67           | 6,429,938          |
| Webster                   | 225  | 105          | 9,756,177          |
| Wright                    | 229  | 173          | 16,780,003         |
| Restricted                | 999  | 21           | 1,589,210          |
| <b>Total for Missouri</b> |      | <u>1,101</u> | <u>102,130,202</u> |

**Nebraska**

Restricted

**New Mexico**

Restricted

**Oklahoma**

|                           |     |            |                   |
|---------------------------|-----|------------|-------------------|
| Adair                     | 1   | 54         | 6,170,471         |
| Cherokee                  | 21  | 19         | 2,218,121         |
| Craig                     | 35  | 7          | 571,928           |
| Delaware                  | 41  | 25         | 2,999,063         |
| <b>Mayes</b>              | 97  | 41         | 4,123,612         |
| <b>Muskogee</b>           | 101 | 7          | 1,538,204         |
| Nowata                    | 105 | 4          | 248,048           |
| Ottawa                    | 115 | 11         | 1,250,235         |
| Rogers                    | 131 | 10         | 645,173           |
| Wagoner                   | 145 | 5          | 430,946           |
| Restricted                | 999 | 9          | 5,344,367         |
| <b>Total for Oklahoma</b> |     | <u>192</u> | <u>25,540,168</u> |

**South Carolina**

Restricted

**Tennessee**

|         |    |    |           |
|---------|----|----|-----------|
| Bedford | 3  | 11 | 1,931,117 |
| Bledsoe | 7  | 7  | 502,672   |
| Bradley | 11 | 16 | 1,463,398 |
| Cannon  | 15 | 10 | 745,653   |
| Coffee  | 31 | 16 | 2,631,406 |

**Producer Milk By County/State  
(More Than Two Producers Per County)  
Federal Order No. 7  
May 2004**

| County Name                | Code | No. Farms  | Total Pounds      |
|----------------------------|------|------------|-------------------|
| Cumberland                 | 35   | 9          | 2,127,098         |
| De kalb                    | 41   | 3          | 360,699           |
| Fayette                    | 47   | 3          | 311,583           |
| Franklin                   | 51   | 5          | 638,206           |
| Gibson                     | 53   | 3          | 389,347           |
| Giles                      | 55   | 20         | 2,271,159         |
| Grundy                     | 61   | 4          | 222,649           |
| Henry                      | 79   | 20         | 2,889,241         |
| Hurnphreys                 | 85   | 3          | 230,022           |
| Lawrence                   | 99   | 19         | 2,795,179         |
| Lincoln                    | 103  | 14         | 2,007,557         |
| Marshall                   | 117  | 33         | 6,066,902         |
| Maury                      | 119  | 17         | 2,887,391         |
| Overton                    | 133  | 13         | 1,304,763         |
| Putnam                     | 141  | 6          | 1,131,667         |
| Robertson                  | 147  | 17         | 3,556,018         |
| Ruthetford                 | 149  | 19         | 1,921,732         |
| Smith                      | 159  | 4          | 282,457           |
| Sumner                     | 165  | 11         | 1,378,255         |
| Warren                     | 177  | 30         | 3,221,110         |
| Weakley                    | 183  | 8          | 1,008,025         |
| White                      | 185  | 16         | 2,995,920         |
| Williamson                 | 187  | 8          | 799,318           |
| Wilson                     | 189  | 7          | 767,654           |
| Restricted                 | 999  | 23         | 2,270,829         |
| <b>Total for Tennessee</b> |      | <u>375</u> | <u>51,109,027</u> |

**Texas**

|                        |     |                   |                    |
|------------------------|-----|-------------------|--------------------|
| Anderson               | 1   | 3                 | 313,181            |
| Bailey                 | 17  | 3                 | 10,802,441         |
| Bowie                  | 37  | 3                 | 2,943,322          |
| Camp                   | 63  | 3                 | 156,962            |
| Cherokee               | 73  | 11                | 4,258,652          |
| Erath                  | 143 | 17                | 5,084,029          |
| Franklin               | 159 | 21                | 6,805,544          |
| Hamilton               | 193 | 3                 | 2,413,429          |
| Hopkins                | 223 | 137               | 35,780,851         |
| Lamar                  | 277 | 8                 | 1,091,227          |
| Nacogdoches            | 347 | 5                 | 930,173            |
| Rains                  | 379 | 12                | 1,754,578          |
| Upshur                 | 459 | 17                | 4,085,997          |
| Van zandt              | 467 | 14                | 6,727,641          |
| Wood                   | 499 | 39                | 7,909,734          |
| Restricted             | 999 | --                | 24,346,938         |
| <b>Total for Texas</b> |     | <u>          </u> | <u>115,404,699</u> |

Virginia  
Restricted

**Producer Milk By County/State  
(More Than Two Producers Per County)**

Federal Order No. 7

May 2004

| County Name               | Code | No. Farms    | Total Pounds       |
|---------------------------|------|--------------|--------------------|
| Wisconsin<br>Restricted   |      |              |                    |
|                           |      | No. Farms    | Total Pounds       |
| Unrestricted States Total |      | <u>3,645</u> | <u>537,463,932</u> |
| Restricted States Total   |      | <u>149</u>   | <u>78,472,087</u>  |
| Order 7 Total             |      | <u>3,794</u> | <u>615,936,019</u> |

**Producer Milk By County/State  
(More Than Two Producers Per County)**

Federal Order No. 7

December 2004

| <b>County Name</b>        | <b>Code</b> | <b>No. Farms</b>  | <b>Total Pounds</b>      |
|---------------------------|-------------|-------------------|--------------------------|
| <b>Alabama</b>            |             |                   |                          |
| Clay                      | 27          | 3                 | 436,564                  |
| Covington                 | 39          | 3                 | 736,938                  |
| <b>Cullman</b>            | <b>43</b>   | <b>9</b>          | <b>2,419,883</b>         |
| Dallas                    | 47          | 3                 | 335,166                  |
| De kalb                   | 49          | 4                 | <b>391,529</b>           |
| <b>Elmore</b>             | <b>51</b>   | <b>4</b>          | <b>178,910</b>           |
| Fayette                   | 57          | 3                 | <b>667,114</b>           |
| Franklin                  | 59          | 3                 | 1,076,790                |
| Hale                      | 65          | 3                 | 506,498                  |
| Lamar                     | 75          | 3                 | 521,392                  |
| Lawrence                  | 79          | 4                 | 224,745                  |
| Mobile                    | 97          | 3                 | 526,564                  |
| Morgan                    | 103         | 5                 | 2,554,747                |
| Restricted                | 999         | <u>39</u>         | <u>7,233,210</u>         |
| <b>Total for Alabama</b>  |             | <u><u>89</u></u>  | <u><u>17,810,050</u></u> |
| <b>Arkansas</b>           |             |                   |                          |
| <b>Benton</b>             | <b>7</b>    | <b>23</b>         | <b>2,495,335</b>         |
| Boone                     | 9           | 7                 | 397,568                  |
| Carroll                   | 15          | 14                | 1,386,719                |
| Cleburne                  | 23          | 5                 | 645,872                  |
| <b>Conway</b>             | <b>29</b>   | <b>18</b>         | <b>2,302,424</b>         |
| Faulkner                  | 45          | 10                | 2,726,929                |
| Franklin                  | 47          | 7                 | 840,550                  |
| Fulton                    | 49          | 10                | 633,689                  |
| Logan                     | 83          | 9                 | 539,800                  |
| Lonoke                    | 85          | 6                 | 1,002,837                |
| Madison                   | 87          | 13                | 695,184                  |
| Searcy                    | 129         | 13                | 813,457                  |
| Stone                     | 137         | 4                 | 279,207                  |
| Van buren                 | 141         | 12                | 1,265,469                |
| Washington                | 143         | 29                | 2,735,411                |
| White                     | 145         | 9                 | 882,190                  |
| Yell                      | 149         | 3                 | 245,154                  |
| Restricted                | 999         | <u>25</u>         | <u>2,747,499</u>         |
| <b>Total for Arkansas</b> |             | <u><u>217</u></u> | <u><u>22,635,294</u></u> |
| <b>Florida</b>            |             |                   |                          |
| Restricted                |             |                   |                          |
| <b>Georgia</b>            |             |                   |                          |
| Appling                   | 1           | 3                 | 389,885                  |
| Burke                     | 33          | 7                 | 1,667,368                |
| Carroll                   | 45          | 3                 | 233,964                  |
| Elbert                    | 105         | 4                 | 1,694,997                |
| Gilmer                    | 123         | 4                 | 580,150                  |

**Producer Milk By County/State  
(More Than Two Producers Per County)**

Federal Order No. 7

December 2004

| County Name              | Code | No. Farms  | Total Pounds      |
|--------------------------|------|------------|-------------------|
| Greene                   | 133  | 16         | 4,208,516         |
| Hall                     | 139  | 4          | 724,283           |
| Jefferson                | 163  | 12         | 1,832,868         |
| Jenkins                  | 165  | 9          | 1,266,232         |
| Jones                    | 169  | 3          | 786,594           |
| Lamar                    | 171  | 4          | 515,869           |
| Macon                    | 193  | 8          | 123,335           |
| Morgan                   | 211  | 35         | 8,894,649         |
| Oglethorpe               | 221  | 4          | 1,863,475         |
| Polk                     | 233  | 5          | 209,780           |
| Putnam                   | 237  | 38         | 11,468,123        |
| Taliaferro               | 265  | 5          | 1,076,618         |
| Troup                    | 285  | 4          | 495,523           |
| Union                    | 291  | 4          | 92,193            |
| Walker                   | 295  | 8          | 429,280           |
| Warren                   | 301  | 5          | 1,076,292         |
| Washington               | 303  | 3          | 722,516           |
| Wilkes                   | 317  | 9          | 2,184,376         |
| Restricted               | 999  | 33         | 6,956,315         |
| <b>Total for Georgia</b> |      | <b>230</b> | <b>49,493,201</b> |

Illinois  
Restricted

Indiana  
Restricted

Kansas  
Restricted

Kentucky

|             |     |    |            |
|-------------|-----|----|------------|
| Adair       | 1   | 22 | 2,095,039  |
| Allen       | 3   | 5  | 123,185    |
| Ballard     | 7   | 3  | 449,012    |
| Barren      | 9   | 71 | 10,244,611 |
| Carlisle    | 39  | 4  | 418,256    |
| Christian   | 47  | 49 | 2,341,752  |
| Curnberland | 57  | 3  | 74,345     |
| Edmonson    | 61  | 3  | 132,384    |
| Graves      | 83  | 13 | 1,291,916  |
| Grayson     | 85  | 11 | 1,476,391  |
| Green       | 87  | 22 | 1,140,528  |
| Hardin      | 93  | 11 | 1,570,973  |
| Hart        | 99  | 33 | 1,529,844  |
| Larue       | 123 | 4  | 400,078    |
| Logan       | 141 | 18 | 4,131,804  |
| Mccracken   | 145 | 3  | 169,831    |
| Metcalfe    | 169 | 46 | 2,717,523  |
| Monroe      | 171 | 22 | 1,090,308  |
| Russell     | 207 | 4  | 85,371     |

**Producer Milk By County/State**  
**(More Than Two Producers Per County)**  
**Federal Order No.7**  
**December 2004**

| County Name               | Code | No. Farms  | Total Pounds      |
|---------------------------|------|------------|-------------------|
| Simpson                   | 213  | 7          | 1,164,744         |
| Taylor                    | 217  | 15         | 1,133,557         |
| Todd                      | 219  | 24         | 1,927,525         |
| Trigg                     | 221  | 8          | 165,116           |
| Warren                    | 227  | 35         | 3,809,346         |
| Restricted                | 999  | 8          | 507,087           |
| <b>Total for Kentucky</b> |      | <u>444</u> | <u>40,190,526</u> |

**Louisiana**

|                            |     |            |                   |
|----------------------------|-----|------------|-------------------|
| Beauregard                 | 11  | 5          | 539,546           |
| De soto                    | 31  | 18         | 3,743,086         |
| East baton rouge           | 33  | 3          | 379,280           |
| East feliciana             | 37  | 3          | 558,307           |
| Sabine                     | 85  | 5          | 551,947           |
| St. helena                 | 91  | 30         | 4,568,989         |
| Tangipahoa                 | 105 | 119        | 15,221,066        |
| Washington                 | 117 | 97         | 10,818,482        |
| Restricted                 | 999 | 18         | 1,237,227         |
| <b>Total for Louisiana</b> |     | <u>268</u> | <u>37,617,930</u> |

**Maryland**  
**Restricted**

**Michigan**  
**Restricted**

**Mississippi**

|             |     |    |           |
|-------------|-----|----|-----------|
| Amite       | 5   | 13 | 1,863,672 |
| Clay        | 25  | 3  | 120,559   |
| Copiah      | 29  | 9  | 1,149,003 |
| Harrison    | 47  | 6  | 355,344   |
| Jones       | 67  | 5  | 833,680   |
| Lawrence    | 77  | 6  | 484,982   |
| Leake       | 79  | 4  | 564,420   |
| Lee         | 81  | 3  | 331,825   |
| Lincoln     | 85  | 20 | 2,325,951 |
| Marion      | 91  | 20 | 3,189,193 |
| Marshall    | 93  | 4  | 1,383,016 |
| Neshoba     | 99  | 4  | 262,099   |
| Newton      | 101 | 10 | 1,966,998 |
| Noxubee     | 103 | 8  | 1,468,764 |
| Pearl river | 109 | 7  | 457,654   |
| Pike        | 113 | 24 | 3,107,688 |
| Stone       | 131 | 5  | 148,179   |
| Tate        | 137 | 6  | 1,174,572 |
| Tippah      | 139 | 3  | 236,002   |
| Walthall    | 147 | 37 | 4,405,419 |
| Winston     | 159 | 3  | 212,438   |
| Restricted  | 999 | 32 | 7,067,302 |



**Producer Milk By County/State  
(More Than Two Producers Per County)**

Federal Order No. 7

December 2004

| County Name                  | Code | No. Farms    | Total Pounds      |
|------------------------------|------|--------------|-------------------|
| <b>Total for Mississippi</b> |      | <u>232</u>   | <u>33,108,761</u> |
| <b>Missouri</b>              |      |              |                   |
| Barry                        | 9    | 35           | 3,638,753         |
| Barton                       | 11   | 5            | 543,439           |
| Bates                        | 13   | 14           | 1,189,204         |
| Benton                       | 15   | 7            | 422,028           |
| Camden                       | 29   | 7            | 448,106           |
| Cape girardeau               | 31   | 7            | 480,064           |
| Cass                         | 37   | 8            | 573,635           |
| Cedar                        | 39   | 6            | 303,847           |
| Christian                    | 43   | 26           | 1,747,026         |
| Cooper                       | 53   | 5            | 616,532           |
| Dade                         | 57   | 4            | 411,547           |
| Dallas                       | 59   | 52           | 4,001,403         |
| Douglas                      | 67   | 69           | 4,608,069         |
| Greene                       | 77   | 32           | 2,883,947         |
| Henry                        | 83   | 6            | 469,710           |
| Hickory                      | 85   | 8            | 687,483           |
| Howell                       | 91   | 42           | 3,583,528         |
| Jasper                       | 97   | 15           | 1,784,998         |
| Johnson                      | 101  | 10           | 732,169           |
| Laclede                      | 105  | 70           | 5,606,192         |
| Lafayette                    | 107  | 12           | 922,489           |
| Lawrence                     | 109  | 51           | 5,482,385         |
| Mcdonald                     | 119  | 9            | 957,300           |
| Newton                       | 145  | 23           | 2,252,596         |
| Oregon                       | 149  | 9            | 892,950           |
| Ozark                        | 153  | 30           | 2,334,912         |
| Perry                        | 157  | 8            | 214,428           |
| Pettis                       | 159  | 4            | 325,150           |
| Polk                         | 167  | 54           | 7,179,651         |
| St. clair                    | 185  | 4            | 205,707           |
| Stone                        | 209  | 18           | 1,604,348         |
| Taney                        | 213  | 3            | 190,864           |
| Texas                        | 215  | 57           | 5,233,064         |
| Webster                      | 225  | 106          | 7,387,647         |
| Wright                       | 229  | 167          | 15,253,701        |
| Restricted                   | 999  | 17           | 2,324,900         |
| <b>Total for Missouri</b>    |      | <u>1,000</u> | <u>87,488,770</u> |
| Nebraska                     |      |              |                   |
| Restricted                   |      |              |                   |
| New Mexico                   |      |              |                   |
| Restricted                   |      |              |                   |
| <b>North Carolina</b>        |      |              |                   |
| Restricted                   |      |              |                   |

**Producer Milk By County/State  
(More Than Two Producers Per County)**

**Federal Order No. 7**

**December 2004**

| <b>County Name</b>        | <b>Code</b> | <b>No. Farms</b> | <b>Total Pounds</b> |
|---------------------------|-------------|------------------|---------------------|
| <b>Ohio</b>               |             |                  |                     |
| Restricted                |             |                  |                     |
| <b>Oklahoma</b>           |             |                  |                     |
| Adair                     | 1           | 52               | 5,540,198           |
| Bryan                     | 13          | 6                | 1,313,230           |
| Cherokee                  | 21          | 17               | 1,681,230           |
| Coal                      | 29          | 3                | 180,586             |
| Craig                     | 35          | 6                | 360,291             |
| Delaware                  | 41          | 25               | 2,911,936           |
| Mayes                     | 97          | 30               | 3,210,956           |
| Muskogee                  | 101         | 7                | 881,838             |
| Nowata                    | 105         | 3                | 151,786             |
| Ottawa                    | 115         | 11               | 1,077,941           |
| Rogers                    | 131         | 10               | 620,683             |
| Tillman                   | 141         | 3                | 5,228,592           |
| Wagoner                   | 145         | 4                | 275,885             |
| Restricted                | 999         | 12               | 7,594,583           |
| <b>Total for Oklahoma</b> |             | <b>190</b>       | <b>31,029,735</b>   |
| <b>Pennsylvania</b>       |             |                  |                     |
| Restricted                |             |                  |                     |
| <b>South Carolina</b>     |             |                  |                     |
| Restricted                |             |                  |                     |
| <b>Tennessee</b>          |             |                  |                     |
| Bedford                   | 3           | 11               | 1,785,146           |
| Bledsoe                   | 7           | 7                | 497,425             |
| Bradley                   | 11          | 13               | 1,316,073           |
| Cannon                    | 15          | 10               | 658,491             |
| Coffee                    | 31          | 16               | 2,105,888           |
| Cumberland                | 35          | 9                | 1,847,064           |
| Fayette                   | 47          | 3                | 297,140             |
| Franklin                  | 51          | 4                | 335,732             |
| Gibson                    | 53          | 3                | 359,912             |
| Giles                     | 55          | 18               | 2,089,864           |
| Grundy                    | 61          | 4                | 228,419             |
| Henry                     | 79          | 22               | 2,746,138           |
| Lawrence                  | 99          | 18               | 2,228,996           |
| Lincoln                   | 103         | 14               | 1,584,121           |
| Marshall                  | 117         | 33               | 5,446,008           |
| Maury                     | 119         | 15               | 2,534,586           |
| Overton                   | 133         | 9                | 897,015             |
| Putnam                    | 141         | 5                | 1,009,470           |
| Robertson                 | 147         | 16               | 3,206,277           |
| Rutherford                | 149         | 16               | 1,490,614           |
| Smith                     | 159         | 4                | 262,356             |

**Producer Milk By County/State  
(More Than Two Producers Per County)  
Federal Order No. 7  
December 2004**

| County Name                | Code | No. Farms         | Total Pounds             |
|----------------------------|------|-------------------|--------------------------|
| Sumner                     | 165  | 11                | 1,412,180                |
| <b>Warren</b>              | 177  | <b>27</b>         | <b>2,763,230</b>         |
| <b>Weakley</b>             | 183  | 7                 | 484,652                  |
| White                      | 185  | 15                | 2,599,830                |
| Williamson                 | 187  | 8                 | 803,460                  |
| Wilson                     | 189  | 7                 | 686,910                  |
| Restricted                 | 999  | <u>25</u>         | <u>2,095,948</u>         |
| <b>Total for Tennessee</b> |      | <u><u>350</u></u> | <u><u>43,772,945</u></u> |

**Texas**

|                        |     |                   |                           |
|------------------------|-----|-------------------|---------------------------|
| Archer                 | 9   | 4                 | 2,262,834                 |
| <b>Bowie</b>           | 37  | 3                 | 2,705,457                 |
| Camp                   | 63  | 4                 | 643,448                   |
| Cherokee               | 73  | 12                | 3,971,153                 |
| Deaf smith             | 117 | 3                 | 836,458                   |
| Erath                  | 143 | 9                 | 12,195,298                |
| Franklin               | 159 | 20                | 4,527,786                 |
| <b>Hopkins</b>         | 223 | 137               | 32,047,365                |
| Hunt                   | 231 | 3                 | 103,928                   |
| Johnson                | 251 | 9                 | 3,297,941                 |
| <b>Lamar</b>           | 277 | 8                 | 2,103,445                 |
| Nacogdoches            | 347 | 6                 | 1,269,021                 |
| <b>Rains</b>           | 379 | 13                | 2,196,978                 |
| Upshur                 | 459 | 16                | 3,597,461                 |
| Van zandt              | 467 | 11                | 4,096,734                 |
| Wood                   | 499 | 44                | 8,173,415                 |
| Restricted             | 999 | <u>30</u>         | <u>17,204,716</u>         |
| <b>Total for Texas</b> |     | <u><u>332</u></u> | <u><u>101,233,438</u></u> |

**Virginia**

Restricted

**Wisconsin**

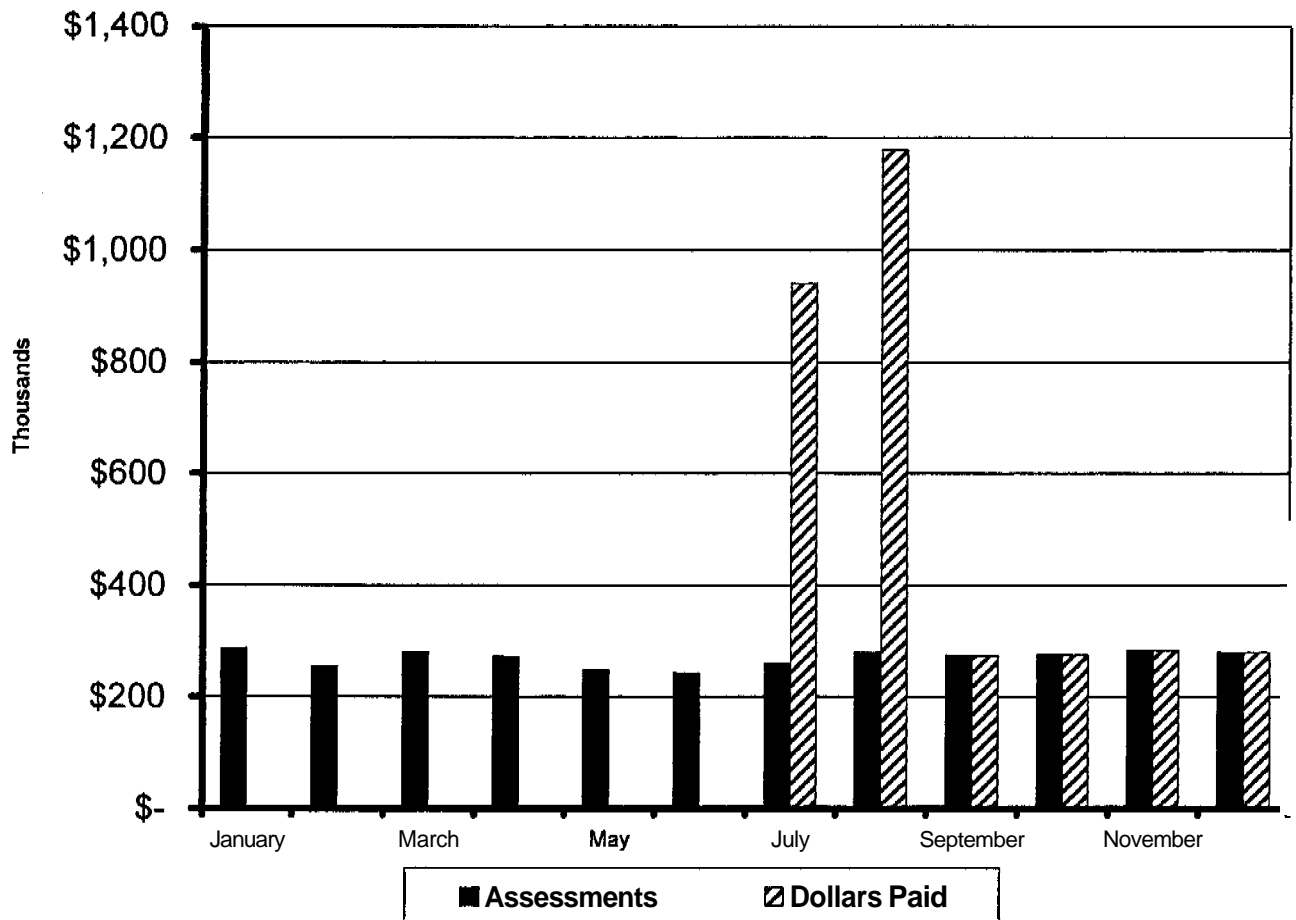
Restricted

|                                  | No. Farms           | Total Pounds              |
|----------------------------------|---------------------|---------------------------|
| <b>Unrestricted States Total</b> | <u><u>3,382</u></u> | <u><u>464,385,652</u></u> |
| <b>Restricted States Total</b>   | <u><u>298</u></u>   | <u><u>100,921,323</u></u> |
| <b>Order 7 Total</b>             | <u><u>3,680</u></u> | <u><u>565,306,975</u></u> |

**SOUTHEAST MARKETING AREA  
FEDERAL ORDER NO. 7  
TRANSPORTATION CREDIT BALANCING FUND**

| 2004              | Assessments            | Pounds Claimed     | Dollars Claimed        | Dollars Paid           | Proration |
|-------------------|------------------------|--------------------|------------------------|------------------------|-----------|
| Beginning Balance | \$                     |                    |                        |                        |           |
| Jan-June          | \$ 1,589,635.67        |                    |                        |                        |           |
| July              | \$ 260,831.99          | 73,759,505         | \$ 941,109.09          | \$ 941,109.09          | 100.00%   |
| August            | \$ 280,735.27          | 112,468,982        | \$ 1,378,615.07        | \$ 1,178,531.70        | 85.49%    |
| September         | \$ 275,652.75          | 104,694,625        | \$ 1,283,714.51        | \$ 274,570.23          | 21.39%    |
| October           | \$ 276,637.76          | 99,599,547         | \$ 1,049,206.36        | \$ 276,239.63          | 26.33%    |
| November          | \$ 283,973.25          | 87,222,553         | \$ 1,000,193.84        | \$ 283,973.06          | 28.39%    |
| December          | \$ 280,566.92          | 63,243,496         | \$ 596,484.62          | \$ 280,550.35          | 47.03%    |
| <b>TOTAL /1</b>   | <b>\$ 3,248,033.61</b> | <b>540,988,708</b> | <b>\$ 6,249,323.49</b> | <b>\$ 3,234,974.06</b> |           |

1/ Difference between Assessments and Dollars Paid is accounted for by accrued interest and audit adjustments.



**SOUTHEAST MARKETING AREA  
FEDERAL ORDER NO. 7  
2004 POOL HANDLERS**

**Fluid Milk Distributing Pool Plants §1007.7(a)**

|   | <b>J</b> | <b>F</b> | <b>M</b> | <b>A</b> | <b>M</b> | <b>J</b> | <b>J</b> | <b>A</b>     | <b>S</b> | <b>O</b> | <b>N</b> | <b>D</b> |
|---|----------|----------|----------|----------|----------|----------|----------|--------------|----------|----------|----------|----------|
| Barber Pure Milk Company<br>Birmingham, Alabama                 | X        | X        | X        | X        | X        | X        | X        | X            | X        | X        | X        | X        |
| Barbe's Dairy<br>Westwego, Louisiana                            | X        | X        | X        | X        | X        | X        | X        | Plant Closed |          |          |          |          |
| Borden Milk Products, LLC<br>Lafayette, Louisiana               | X        | X        | X        | X        | X        | X        | X        | X            | X        | X        | X        | X        |
| Brown's Dairy<br>New Orleans, Louisiana                         | X        | X        | X        | X        | X        | X        | X        | X            | X        | X        | X        | X        |
| Centennial Farms Dairy<br>Atlanta, Georgia                      | X        | X        | X        | X        | X        | X        | X        | X            | X        | X        | X        | X        |
| Country <b>Delite</b> Farms<br>Nashville, Tennessee             | X        | X        | X        | X        | X        | X        | X        | X            | X        | X        | X        | X        |
| Dairy Fresh of Alabama, LLC<br>Cowarts, Alabama                 | X        | X        | X        | X        | X        | X        | X        | X            | X        | X        | X        | X        |
| Dairy Fresh of Alabama, LLC<br><b>Hattiesburg</b> , Mississippi | X        | X        | X        | X        | X        | X        | X        | X            | X        | X        | X        | X        |
| Dairy Fresh of Alabama, LLC<br>Prichard, Alabama                | X        | X        | X        | X        | X        | X        | X        | X            | X        | X        | X        | X        |
| Dairy Fresh of Louisiana, LLC<br>Baker, Louisiana               | X        | X        | X        | X        | X        | X        | X        | X            | X        | X        | X        | X        |
| Foremost Dairy, Inc.<br>Shreveport, Louisiana                   | X        | X        | X        | X        | X        | X        | X        | X            | X        | X        | X        | X        |
| Heritage Farms Dairy<br>Murfreesboro, Tennessee                 | X        | X        | X        | X        | X        | X        | X        | X            | X        | X        | X        | X        |
| Hiland Dairy<br>Fayetteville, Arkansas                          | X        | X        | X        | X        | X        | X        | X        | X            | X        | X        | X        | X        |
| Hiland Dairy<br>Fort Smith, Arkansas                            | X        | X        | X        | X        | X        | X        | X        | X            | X        | X        | X        | X        |
| Hiland Dairy<br>Springfield, Missouri                           | X        | X        | X        | X        | X        | X        | X        | X            | X        | X        | X        | X        |
| Kleinpeter Dairy Farms<br>Baton Rouge, Louisiana                | X        | X        | X        | X        | X        | X        | X        | X            | X        | X        | X        | X        |

|  | J | F | M                                       | A | M | J | J | A | S | O | N | D |
|--|---|---|---|---|---|---|---|---|---|---|---|---|
| LuVel Dairy Products, Inc.<br>Kosciusko, Mississippi | X | X | X                                       | X | X | X | X | X | X | X | X | X |
| Mayfield Dairy Farms, Inc.<br>Braselton, Georgia     | X | X | X                                       | X | X | X | X | X | X | X | X | X |
| Morningstar Foods<br>Murray, Kentucky                | X | X | X                                       | X | X | X | X | X | X | X | X | X |
| New Atlanta Dairies, Inc.<br>Atlanta, Georgia        | X | X | Name Changed to New Atlanta Trust Dairy |   |   |   |   |   |   |   |   |   |
| New Atlanta Trust Dairy<br>Atlanta, Georgia          |   |   | X                                       | X | X | X | X | X | X | X | X | X |
| Pet Dairies<br>Baxley, Georgia                       |   |   |   |   | X | X | X | X | X | X | X | X |
| Publix Supermarkets, Inc.<br>Lawrenceville, Georgia  | X | X | X                                       | X | X | X | X | X | X | X | X | X |
| Purity Dairies, Inc.<br>Nashville, Tennessee         | X | X | X                                       | X | X | X | X | X | X | X | X | X |
| Turner/Coleman Dairy<br>Little Rock, Arkansas        | X | X | X                                       | X | X | X | X | X | X | X | X | X |
| Turner Holdings, LLC<br>Covington, Tennessee         | X | X | X                                       | X | X | X | X | X | X | X | X | X |
| Turner Holdings, LLC<br>Fulton, Kentucky             | X | X | X                                       | X | X | X | X | X | X | X | X | X |
| Turner Holdings, LLC<br>Memphis, Tennessee           | X | X | X                                       | X | X | X | X | X | X | X | X | X |
| Winn-Dixie Stores, Inc.<br>Hammond, Louisiana        | X | X | X                                       | X | X | X | X | X | X | X | X | X |
| Winn-Dixie Stores, Inc.<br>Montgomery, Alabama       | X | X | X                                       | X | X | X | X | X | X | X | X | X |

|   |   |   |   |   |   |   |   |   |   |   |   |
|---|---|---|---|---|---|---|---|---|---|---|---|
| J | F | M | A | M | J | J | A | S | O | N | D |
|---|---|---|---|---|---|---|---|---|---|---|---|

**Pool Supply Plants §1007.7(c) and/or §1007.7(d)**

|  |   |   |   |   |   |   |   |   |   |   |   |   |
|--|---|---|---|---|---|---|---|---|---|---|---|---|
| Arkansas Dairy Receiving Station<br>Damascus, Arkansas   |   | X | X | X | X |   |   |   |   |   |   |   |
| Dairy Farmers of America, Inc.<br>Cabool, Missouri       | X | X | X | X | X | X | X | X | X | X | X | X |
| Dairy Farmers of America, Inc.<br>Franklinton, Louisiana | X | X | X |   | X | X | X | X | X | X | X | X |
| Dairy Farmers of America, Inc.<br>Monet, Missouri        | X | X | X |   | X | X | X | X | X | X | X | X |

**Cooperatives Qualifying as Pool Handlers §1000.9(c)**

|   | J | F | M | A | M | J | J | A | S | O | N | D |
|---|---|---|---|---|---|---|---|---|---|---|---|---|
| Cooperative Milk Producers Assoc.<br>Blackstone, Virginia   |   |   |   |   |   |   |   | X |   |   |   |   |
| Dairy Farmers of America, Inc.<br>Kansas City, Missouri     | X | X | X | X | X | X | X | X | X | X | X | X |
| Dairymens Marketing Cooperative<br>Mountain Grove, Missouri | X | X | X | X | X | X | X | X | X | X | X | X |
| Foremost Farms USA<br>Baraboo, Wisconsin                    |   |   |   |   |   |   |   |   | X |   |   |   |
| Lone Star Milk Producers, Inc.<br>Windthorst, Texas         | X | X | X | X | X | X | X | X | X | X | X | X |
| Maryland/Virginia Milk Producers<br>Reston, Virginia        | X | X | X | X | X | X | X | X | X | X | X | X |
| National Farmers Organization<br>Minster, Ohio              | X | X | X | X | X | X | X | X | X | X | X | X |
| Select Milk Producers<br>Artesia, New Mexico                | X | X | X | X | X | X | X | X | X | X | X | X |
| Southeast Milk, Inc.<br>Bellevue, Florida                   | X | X | X | X | X | X | X | X | X | X | X | X |

**SOUTHEAST MARKETING AREA  
FEDERAL ORDER NO. 7  
NONPOOL PLANTS WITH ROUTE DISPOSITION IN THE AREA - 2004**

**Other Order Plants §1000.8(a)**

|   | J | F | M | A  | M | J | J | A | S | O | N | D |
|---|---|---|---|--|---|---|---|---|---|---|---|---|
| <b>Federal Order #1</b>                           |   |   |   |  |   |   |   |   |   |   |   |   |
| Dannon Milk Products<br>West Jordan, Utah         | X | X | X | With Termination of FO 135, Plant Became Partially Regulated |   |   |   |   |   |   |   |   |
| H.P. Hood, Inc.<br>Oneida, New York               | X | X | X | X  | X | X | X | X | X | X | X | X |
| H.P. Hood, Inc.<br>Winchester, Virginia           | X | X | X | X  | X | X | X | X | X | X | X | X |
| Morningstar Foods<br>Mount Crawford, Virginia     | X | X | X | X  | X | X | X | X | X | X | X | X |
| Steuben Foods<br>Elma, New York                   | X | X | X | X  | X | X | X | X | X | X | X | X |
| Tuscan/Lehigh Valley Dairies<br>Union, New Jersey |   | X | X | X  | X | X |   |   | X | X | X | X |

**Federal Order #5**

|   |   |   |   |   |   |   |   |   |   |   |   |   |
|---|---|---|---|---|---|---|---|---|---|---|---|---|
| Coburg Dairy, Inc.<br>Charleston, South Carolina  | X | X | X | X | X | X | X | X | X | X | X | X |
| Dean Foods<br>Louisville, Kentucky                | X | X | X | X | X | X | X | X | X | X | X | X |
| Flav-0-Rich, Inc.<br>Florence, South Carolina     | X | X | X | X | X | X | X | X | X | X | X | X |
| Flav-0-Rich, Inc.<br>London, Kentucky             | X | X | X | X | X | X | X | X | X | X | X | X |
| Golden Gallon, Inc.<br>Chattanooga, Tennessee     | X | X | X | X | X | X | X | X | X | X | X | X |
| Hunter Jersey Farms<br>High Point, North Carolina | X | X | X | X | X | X | X | X | X | X | X | X |
| Land-0-Sun<br>Kingsport, Tennessee                | X | X | X | X | X | X | X | X | X | X | X | X |
| Land-0-Sun<br>Spartanburg, South Carolina         | X | X | X | X | X | X | X | X | X | X | X | X |



| J | F | M | A | M | J | J | A | S | O | N | D |
|---|---|---|---|---|---|---|---|---|---|---|---|
|---|---|---|---|---|---|---|---|---|---|---|---|

**Mayfield Dairy Farms, Inc.**  
Athens, Tennessee

|   |   |   |   |   |   |   |   |   |   |   |   |
|---|---|---|---|---|---|---|---|---|---|---|---|
| X | X | X | X | X | X | X | X | X | X | X | X |
|---|---|---|---|---|---|---|---|---|---|---|---|

Milkco, Inc.  
**Asheville, North Carolina**

|   |   |   |   |   |   |   |   |   |   |   |   |
|---|---|---|---|---|---|---|---|---|---|---|---|
| X | X | X | X | X | X | X | X | X | X | X | X |
|---|---|---|---|---|---|---|---|---|---|---|---|

Regis Milk Company  
Charleston, South Carolina

|   |   |   |   |   |   |   |   |   |   |   |   |
|---|---|---|---|---|---|---|---|---|---|---|---|
| X | X | X | X | X | X | X | X | X | X | X | X |
|---|---|---|---|---|---|---|---|---|---|---|---|

Southern Belle Dairy, Inc.  
Somerset, Kentucky

|   |   |   |   |   |   |   |   |   |   |   |   |
|---|---|---|---|---|---|---|---|---|---|---|---|
| X | X | X | X | X | X | X | X | X | X | X | X |
|---|---|---|---|---|---|---|---|---|---|---|---|

U.C. Milk Company  
**Madisonville, Kentucky**

|   |   |   |   |   |   |   |   |   |   |   |   |
|---|---|---|---|---|---|---|---|---|---|---|---|
| X | X | X | X | X | X | X | X | X | X | X | X |
|---|---|---|---|---|---|---|---|---|---|---|---|

**Westover Dairy**  
Lynchburg, Virginia

|   |   |   |   |   |   |   |   |   |   |   |   |
|---|---|---|---|---|---|---|---|---|---|---|---|
| X | X | X | X | X | X | X | X | X | X | X | X |
|---|---|---|---|---|---|---|---|---|---|---|---|

Winn-Dixie Stores, Inc.  
**Greenville, South Carolina**

|   |   |   |   |   |   |   |   |   |   |   |   |
|---|---|---|---|---|---|---|---|---|---|---|---|
| X | X | X | X | X | X | X | X | X | X | X | X |
|---|---|---|---|---|---|---|---|---|---|---|---|

Winn-Dixie Stores, Inc.  
High Point, North Carolina

|   |   |   |   |   |   |   |   |   |   |   |   |
|---|---|---|---|---|---|---|---|---|---|---|---|
| X | X | X | X | X | X | X | X | X | X | X | X |
|---|---|---|---|---|---|---|---|---|---|---|---|

**Federal Order #6**

Morningstar Foods  
Jacksonville, Florida

|   |   |   |   |   |   |   |   |   |   |   |   |
|---|---|---|---|---|---|---|---|---|---|---|---|
| X | X | X | X | X | X | X | X | X | X | X | X |
|---|---|---|---|---|---|---|---|---|---|---|---|

Publix Supermarkets, Inc.  
Lakeland, Florida

|   |   |   |   |   |   |   |   |   |   |   |   |
|---|---|---|---|---|---|---|---|---|---|---|---|
| X | X | X | X | X | X | X | X | X | X | X | X |
|---|---|---|---|---|---|---|---|---|---|---|---|

**Federal Order #30**

Kohler Mix Specialties, Inc.  
White Bear Lake, Minnesota

|   |   |   |                                  |  |  |  |  |  |  |  |  |
|---|---|---|----------------------------------|--|--|--|--|--|--|--|--|
| X | X | X | Plant Became Partially Regulated |  |  |  |  |  |  |  |  |
|---|---|---|----------------------------------|--|--|--|--|--|--|--|--|

Lifeway Foods, Inc.  
Morton Grove, Illinois

|   |   |   |   |   |   |   |   |   |   |   |   |
|---|---|---|---|---|---|---|---|---|---|---|---|
| X | X | X | X | X | X | X | X | X | X | X | X |
|---|---|---|---|---|---|---|---|---|---|---|---|

Pride of Main Street Dairy, LLC  
Sauk Centre, Minnesota

|   |   |   |   |   |   |   |   |   |   |   |   |
|---|---|---|---|---|---|---|---|---|---|---|---|
| X | X | X | X | X | X | X | X | X | X | X | X |
|---|---|---|---|---|---|---|---|---|---|---|---|

Schroeder Milk Company, Inc.  
Maplewood, Minnesota

|   |   |   |   |   |   |   |   |   |   |   |   |
|---|---|---|---|---|---|---|---|---|---|---|---|
| X | X | X | X | X | X | X | X | X | X | X | X |
|---|---|---|---|---|---|---|---|---|---|---|---|

Federal Order #32

|   | J | F | M | A | M | J | J | A | S | O | N | D |
|---|---|---|---|---|---|---|---|---|---|---|---|---|
| Aurora Organic Dairy<br>Platteville, Colorado       |   |   |   |   |   |   |   | X | X |   |   |   |
| Borden Dairy, Inc.<br>Tulsa, Oklahoma               | X | X | X | X | X | X | X | X | X | X | X | X |
| Chester Dairy Company<br>Chester, Illinois          | X | X | X | X | X | X | X | X | X | X | X | X |
| Jackson Ice Cream Company<br>Hutchinson, Kansas     | X | X | X | X | X | X | X | X | X | X | X | X |
| Mid States Dairy, Inc.<br>Hazelwood, Missouri       | X | X | X | X | X | X | X | X | X | X | X | X |
| Pet O'Fallon, LLC<br>O'Fallon, Illinois             | X | X | X | X | X | X | X | X | X | X | X | X |
| Pevely Dairy Company<br>St. Louis, Missouri         | X | X | X | X | X | X | X | X | X | X | X | X |
| Prairie Farms Dairy, Inc.<br>Carlinville, IL        | X | X | X | X | X | X | X | X | X | X | X | X |
| Prairie Farms Dairy, Inc.<br>Granite City, Illinois | X | X | X | X | X | X | X | X | X | X | X | X |
| Prairie Farms Dairy, Inc.<br>Olney, Illinois        | X | X | X | X | X | X | X | X | X | X | X | X |

Federal Order #33

|   |   |   |   |   |   |   |   |   |   |   |   |   |
|---|---|---|---|---|---|---|---|---|---|---|---|---|
| Crossroads Farms<br>Indianapolis, Indiana         | X | X | X | X | X | X | X | X | X | X | X | X |
| Parmalat White Knight Pkging<br>Wyoming, Michigan | X | X | X | X | X | X | X | X | X | X | X | X |

Federal Order #126

|   |   |   |   |   |   |   |   |   |   |   |   |   |
|---|---|---|---|---|---|---|---|---|---|---|---|---|
| Borden Milk Products, LLC<br>Dallas, Texas  | X | X | X | X | X | X | X | X | X | X | X | X |
| Morningstar Foods<br>Sulphur Springs, Texas | X | X | X | X | X | X | X | X | X | X | X | X |
| Oak Farms<br>Dallas, Texas                  |   |   |   |   |   |   |   | X |   | X | X | X |
| Promised Land Dairy<br>Floresville, Texas   | X | X | X | X | X | X | X | X | X | X | X | X |
| Southwest Dairy<br>Tyler, Texas             | X | X | X | X | X | X | X | X | X | X | X | X |

Vandervoort Dairy  
Fort Worth, Texas

| J | F | M | A | M | J | J | A | S | O | N | D |
|---|---|---|---|---|---|---|---|---|---|---|---|
| X | X | X | X | X | X | X | X | X | X | X | X |
|   |   |   | X | X | X | X | X | X | X | X | X |

Western Quality Foods  
Cedar City, Utah

**Federal Order #131**

Shamrock Foods Company  
Phoenix, Arizona

|  |  |  |  |  |  |  |  |  |   |  |  |
|--|--|--|--|--|--|--|--|--|---|--|--|
|  |  |  |  |  |  |  |  |  | X |  |  |
|--|--|--|--|--|--|--|--|--|---|--|--|

**Federal Order #135**

Gossner Foods, Inc.  
Logan, Utah

|   |   |   |  |  |  |  |  |  |  |  |  |
|---|---|---|--|--|--|--|--|--|--|--|--|
| X | X | X | With Termination of FO 135, Plant Became Partially Regulated |  |  |  |  |  |  |  |  |
| X | X | X | Became Regulated on FO 126                                   |  |  |  |  |  |  |  |  |

Western Quality Foods  
Cedar City, Utah

**Exempt Distributing Plants §1000.8(e)**

California Natural Products  
Savannah, Georgia

|   |   |   |   |   |   |   |      |        |   |   |   |
|---|---|---|---|---|---|---|------|--------|---|---|---|
| X | X | X | X | X | X | X | FO 1 | X      | X | X | X |
| X | X | X | X | X | X | X | X    | X      | X | X | X |
| X | X | X | X | X | X | X | X    | X      | X | X | X |
| X | X | X | X | X | X | X | X    | Closed |   |   |   |
| X | X | X | X | X | X | X | X    | X      | X | X | X |
| X | X | X | X | X | X | X | X    | X      | X | X | X |
| X | X | X | X | X | X | X | X    | X      | X | X | X |
| X | X | X | X | X | X | X | X    | X      | X | X | X |
|   |   |   | X | X | X | X | X    | X      | X | X | X |
| X | X | X | X | X | X | X | X    | X      | X | X | X |

College of the Ozarks  
Point Lookout, Missouri

Etowah Maid Dairies, Inc.  
Canton, Georgia

Hosanna Hills Dairy  
Eureka Springs, Arkansas

Humphrey's Dairy  
Hot Springs, Arkansas

Louisiana Tech University  
Ruston, Louisiana

Mauthe's Dairy, LLC  
Folsom, Louisiana

Memory Lane Dairy  
Fordland, Missouri

Mississippi State University  
Starkville, Mississippi

Mountain Springs Creamery  
Marshall, Arkansas

Rock Springs Dairy  
Wildersville, Tennessee

Smith Creamery, LLC  
Mt. Hermon, Louisiana

Wright Dairy, LLC  
Alexandria, Alabama

| J | F | M | A | M | J | J | A | S | O | N | D |
|---|---|---|---|---|---|---|---|---|---|---|---|
| X | X | X | X | X | X | X | X | X | X | X | X |
| X | X | X | X | X | X | X | X | X | X | X | X |

**Partially Regulated Distributing Plants §1000.8(c)**

Cacique, Inc.  
City of Industry, California

Dannon Milk Products  
Fort Worth, Texas

Dannon Milk Products  
West Jordan, Utah

Gossner Foods, Inc.  
Logan, Utah

Jasper Products, LLC  
Joplin, Missouri

Kohler Mix Specialties, Inc.  
Sulphur Springs, Texas

Kohler Mix Specialties, Inc.  
White Bear Lake, Minnesota

Milk Products of Alabama  
Decatur, Alabama

WestFarms Foods, Inc.  
Fruitland, Idaho

|              |   |   |   |   |   |   |   |   |   |        |   |
|--------------|---|---|---|---|---|---|---|---|---|--------|---|
| X            | X | X | X | X | X | X | X | X | X | X      | X |
| X            | X | X | X | X | X | X | X | X | X | X      | X |
| FO 1 Plant   |   |   | X | X | X | X | X | X | X | X      | X |
| FO 135 Plant |   |   | X | X | X | X | X | X | X | X      | X |
| X            | X | X | X | X | X | X | X | X | X | X      | X |
| X            | X | X | X | X | X | X | X | X | X | Closed |   |
|              |   |   | X |   |   |   | X |   | X | X      | X |
| X            | X | X | X | X | X | X | X | X | X | X      | X |
|              |   |   |   |   | X | X | X | X | X | X      | X |

**Producer-Handler Plants §1000.8(b)**

Aurora Organic Dairy  
Platteville, Colorado

Martin Dairy, Inc.  
Humansville, Missouri

W.H. Braum, Inc.  
Tuttle, Oklahoma

|   |   |   |   |   |   |   |   |   |   |   |   |
|---|---|---|---|---|---|---|---|---|---|---|---|
|   |   |   |   |   |   |   |   |   | X | X | X |
| X | X | X | X | X | X | X | X | X | X | X | X |
| X | X | X | X | X | X | X | X | X | X | X | X |

