



Proposals to Promulgate a Federal Milk Marketing Order for California
Hearing in Clovis, California, October 2015

	page
<i>Exhibits for Second Statement of John H. Vetne, on USDA Surplus Milk Pricing Policies</i>	
NASS, USDA, Dairy Products Annual Summary 1994 (cheese, NFDM & Butter excerpts) http://usda.mannlib.cornell.edu/usda/nass/DairProdSu//1990s/1994/DairProdSu-05-00-1994.pdf	2
NASS, USDA, Dairy Products Annual Summary 2005 (cheese, NFDM and Butter excerpts) http://usda.mannlib.cornell.edu/usda/nass/DairProdSu//2000s/2005/DairProdSu-04-28-2005.pdf	8
NASS, USDA, Dairy Products Annual Summary 2015 (cheese, NFDM, and butter excerpts), http://usda.mannlib.cornell.edu/usda/current/DairProdSu/DairProdSu-04-29-2015.pdf	14
CDFA, California Dairy Plant List (as of Nov. 2, 2015) https://www.cdfa.ca.gov/dairy/pdf/cadairyplantlist.pdf	20
California Milk Advisory Board, Real California Cheese Processor List (Oct. 2014), http://www.realcaliforniamilk.com/wp-content/uploads/Oct2014_RCC_PL.pdf	25
U.S. Census Bureau, Dept. of Commerce, 2012 Economic Census of the United States, Employment Size for Subsectors and Industries by U.S., State, County, and Place: 2012 (California Cheese Manufacturing establishments, grouped by number of employees per establishment).	44



United States
Department of
Agriculture

National
Agricultural
Statistics
Service

Agricultural
Statistics
Board

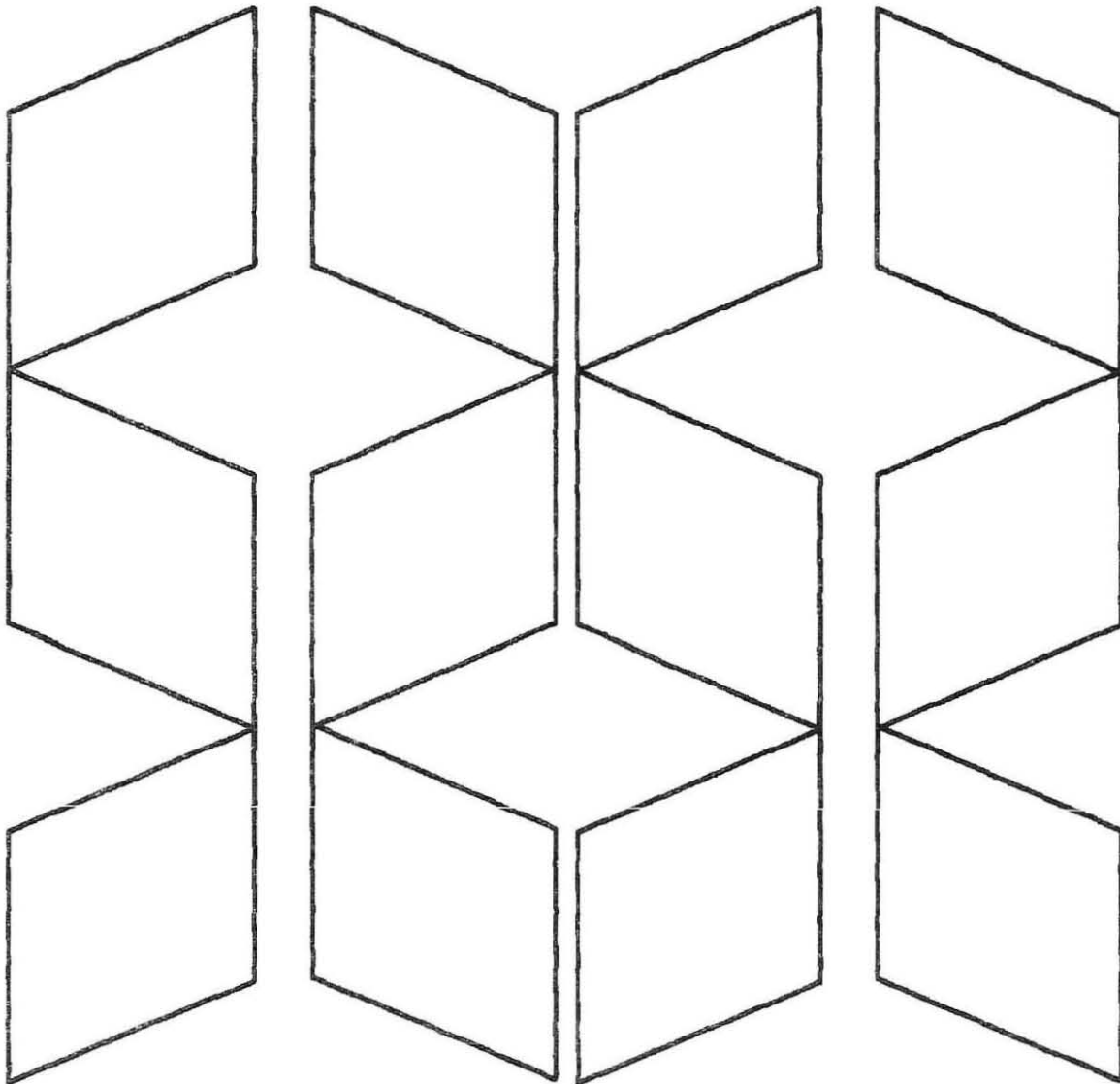
Washington, D.C.



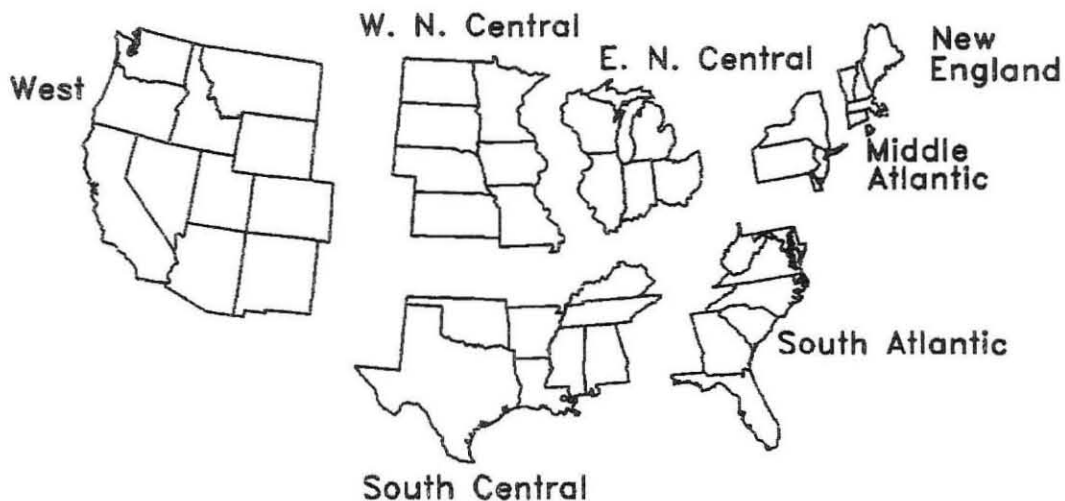
May 1994
Da 2-1 (94)

Dairy Products

1993 Summary



U.S. Geographic Regions Manufactured Dairy



State totals are not published when fewer than 3 firms have reported or one firm comprises more than 50 percent of the State total. The map above outlines the regions used in the product tables. If we are not able to publish a region for confidentially reasons, it will be combined with other regions when possible. For example, the New England region if not publishable separately will be combined with Middle Atlantic to form North Atlantic. If neither can be published, then both will be combined with South Atlantic to publish Atlantic. The West North Central and East North Central will be combined, if necessary, to form North Central. In the event that neither could be published, they will be combined with South Central to publish Central. Some tables will have only one or two regions shown, therefore the regions may not add to the United States total.

Butter: Production by Month, State, and United States,
1993 and Total 1992-93

State	1993					1992		
	Sep	Oct	Nov	Dec	Total	Plants	Total	Plants
	1,000 Pounds					Number	1,000 Lbs	Number
CA	24,499	28,540	27,092	31,563	333,468	18	328,302	17
ID							1,448	3
KS	807	888	1,200	2,693	23,075	2		
MI	1,480	1,564	1,786	3,314	20,312	6	18,442	6
MN	2,488	2,810	2,620	3,922	52,908	10	53,201	10
MT	108	89	106	120	1,067	4	1,161	5
NY	1,458	1,670	1,537	2,145	25,103	8	26,736	9
ND	631	712	776	1,009	8,074	5	5,918	6
OH	3,688	4,494	3,582	4,053	46,000	5		
OR	1,508	1,471	930	1,359	18,765	9	17,956	8
PA	3,569	5,746	5,816	7,409	73,152	7	79,184	8
WA	8,586	7,767	8,568	9,696	117,445	3	121,422	4
WI	22,752	23,765	23,221	30,321	329,198	14	357,452	14
Oth								
Sts ^{1/}	14,775	18,296	20,101	22,649	266,631	32	353,942	41
US	86,349	97,812	97,335	120,253	1,315,198	123	1,365,164	131
N Atl	6,318	9,035	9,046	12,359	123,146	18	131,343	20
S Atl	1,844	2,664	2,639	3,175	41,584	4	47,451	4
E N Cen	29,262	31,298	30,306	39,852	421,624	28	458,480	30
W N Cen	8,566	9,132	9,240	12,477	140,668	22	139,466	24
S Cen	5,005	7,118	8,358	8,431	101,263	8	100,347	8
West	35,354	38,565	37,746	43,959	486,913	43	488,077	45

^{1/} States not shown when fewer than 3 plants reported or individual plant operations could be disclosed.

Total Cheese, Excluding Cottage Cheese: Production by Month, State,
and United States, 1993 and Total 1992-93 (continued)

State	1993					1992		
	Sep	Oct	Nov	Dec	Total	Plants	Total	Plants
	1,000 Pounds					Number	1,000 Lbs	Number
CA	73,655	73,233	73,422	79,185	848,436	48	789,379	42
CO	59	26	53	53	607	1	548	1
ID							214,220	12
IL	7,291	7,492	7,957	8,150	98,339	21	112,501	23
IA	21,789	22,797	22,546	22,485	270,328	9	292,808	9
KS	3,182	3,568	3,451	3,687	44,268	5	51,170	5
MA	60	54	65	75	797	4		
MI	7,486	8,381	8,305	9,593	107,849	11	105,439	9
MN	47,219	49,831	46,496	52,285	646,974	17	662,245	17
MS							6,181	3
MO	19,720	20,501	19,581	15,437	205,944	8	239,234	8
NE	10,151	10,672	12,647	11,945	130,802	7	142,763	7
NJ	1,012	1,179	1,066	1,264	11,886	4	11,107	4
NY	44,928	49,483	48,479	46,425	537,667	32	529,612	30
ND	2,320	2,328	2,340	2,640	33,716	6	41,195	6
OH	6,762	7,851	8,058	8,812	101,885	18	99,528	18
OR	3,551	3,704	3,771	3,877	44,732	3	43,889	3
PA	24,987	28,448	27,725	31,398	325,328	22	312,670	22
SD	13,261	12,841	13,004	13,239	159,202	12	142,679	12
UT	6,393	6,518	5,902	6,387	78,353	9	87,455	9
VT	11,451	11,537	11,204	11,078	132,851	12	133,205	12
WA	6,430	6,111	6,747	6,727	76,557	7	78,190	7
WI	167,458	171,472	165,831	166,049	2,030,021	158	2,052,913	162
Oth								
Sts 1/	51,886	61,929	51,442	58,152	641,630	50	339,360	43
US	531,051	559,956	540,092	558,943	6,528,172	464	6,488,291	464
N Atl	83,164	91,552	89,348	91,202	1,017,907	80	997,848	78
S Atl	1,191	1,672	1,509	1,656	17,817	5	17,809	9
E N Cen	190,338	196,527	191,384	193,987	2,355,356	212	2,390,659	216
W N Cen	117,642	122,538	120,065	121,718	1,491,234	64	1,572,094	64
S Cen	12,277	12,609	13,050	16,332	175,731	18	182,031	19
West	126,439	135,058	124,736	134,048	1,470,127	85	1,327,850	78

1/ States not shown when fewer than 3 plants reported or individual plant operations could be disclosed.

Cheddar Cheese: Production by Month, State, and United States,
1993 and Total 1992-93

State	1993							
	Jan	Feb	Mar	Apr	May	Jun	Jul	Aug
	1,000 Pounds							
CA	20,129	16,572	17,880	20,640	24,456	18,330	22,360	20,309
ID	6,011	4,968	6,046	6,269	6,032	6,300	5,936	4,789
IA	7,396	5,729	6,079	7,712	8,524	9,073	7,778	7,107
KS	3,270	3,075	3,487	3,422	3,469	3,426	3,572	2,980
MI								
MN	47,745	41,282	47,059	47,657	53,604	52,216	50,588	42,380
MO								
NY	7,837	7,201	8,485	9,086	9,794	9,015	7,927	8,173
ND	2,855	2,467	2,765	3,002	3,365	3,556	3,355	2,717
PA								
SD	2,705	2,721	2,397	2,483	2,973	3,413	3,077	2,901
UT	2,316	1,531	1,812	2,307	2,982	2,606	2,611	1,743
VT	3,402	2,567	2,943	3,179	3,196	2,762	3,566	3,146
WA	1,070	1,090	1,151	1,192	1,413	1,165	1,292	1,476
WI	65,513	61,256	69,170	69,735	75,822	74,870	69,753	60,723
Oth								
Sts 1/	31,204	29,297	29,809	32,684	39,239	34,471	27,188	26,812
US	201,453	179,756	199,083	209,368	234,869	221,203	209,003	185,256
N&S At1	11,989	10,866	11,974	12,904	20,251	15,685	11,889	11,694
E N Cen	67,970	63,562	70,500	72,447	78,923	78,368	70,373	62,410
W N Cen	64,950	55,980	62,434	64,958	73,197	72,727	69,387	58,419
S Cen	12,465	11,361	12,215	13,305	13,885	11,974	10,987	9,371
West	44,079	37,987	41,960	45,754	48,613	42,449	46,367	43,362
	1993 : 1992							
	Sep	Oct	Nov	Dec	Total	Plants	Total	Plants
	1,000 Pounds					Number	1,000 Lbs	Number
CA	17,920	19,413	20,384	22,417	240,810	17	247,116	17
ID	4,388	7,761	5,168	9,101	72,769	10	71,025	8
IA	5,782	6,231	5,646	6,534	83,591	6		
KS	3,170	3,550	3,424	3,664	40,509	4	42,094	4
MI							13,396	3
MN	38,904	41,429	38,773	40,721	542,358	15	549,831	15
MO							15,825	3
NY	7,673	7,811	7,606	8,906	99,514	11	99,869	10
ND	2,319	2,328	2,340	2,639	33,708	6	41,187	6
PA							4,117	4
SD	2,404	1,872	2,308	3,156	32,410	7		
UT	1,597	1,669	1,660	1,705	24,539	8	38,447	9
VT	3,816	2,923	2,930	2,882	37,312	6	33,807	6
WA	1,127	1,919	1,779	1,290	15,964	3	17,850	3
WI	57,728	60,423	57,242	58,878	781,113	84	790,857	95
Oth								
Sts 1/	26,925	34,702	27,415	31,765	371,511	42	435,279	44
US	173,753	192,031	176,675	193,658	2,376,108	219	2,400,700	227
N&S At1	11,846	11,113	10,972	12,268	153,451	24	145,434	26
E N Cen	59,175	61,860	58,711	60,566	804,865	94	814,700	103
W N Cen	53,077	55,956	53,128	57,429	741,642	43	787,205	42
S Cen	10,216	10,809	10,601	13,115	140,304	13	145,727	13
West	39,439	52,293	43,263	50,280	535,846	45	507,634	43

1/ States not shown when fewer than 3 plants reported or individual plant operations could be disclosed.

Nonfat Dry Milk for Human Food: Production by Month,
State, and United States, 1993 and Total 1992-93

State	1993							
	Jan	Feb	Mar	Apr	May	Jun	Jul	Aug
	1,000 Pounds							
CA	34,311	30,014	35,731	35,103	37,268	33,814	35,949	35,259
ID		10	10					
MI	1,615	1,915	585	1,777	952	799	3,129	389
MN	1,170	1,389	541	552	1,640	1,831	245	230
NY	2,863	1,906	698	1,756	3,537	3,661	2,948	1,447
ND	81	119	149	19	1	38	195	33
WA	11,488	9,842	10,050	11,624	12,048	11,662	12,861	11,841
WI	2,830	3,593	3,552	3,030	3,707	3,776	2,391	1,723
Oth								
Sts 1/	35,100	33,571	27,205	36,771	43,006	38,136	28,962	14,645
US	89,458	82,359	78,521	90,632	102,159	93,717	86,680	65,567
N Atl	10,548	8,558	2,861	9,429	12,021	12,563	10,108	6,130
S Atl	5,342	5,305	4,339	6,318	6,587	6,760	4,200	3,261
E N Cen	5,504	6,960	4,361	6,046	6,034	5,675	6,630	2,132
W N Cen	9,261	9,261	7,698	7,430	10,765	8,366	5,142	2,195
S Cen	11,568	11,098	11,011	10,069	11,642	10,355	9,082	3,378
West	47,235	41,177	48,251	51,340	55,110	49,998	51,518	48,471
	1993				1992			
	Sep	Oct	Nov	Dec	Total	Plants	Total	Plants
	1,000 Pounds					Number	1,000 Lbs	Number
CA	32,238	34,325	33,731	37,753	415,496	11	359,872	11
ID					20	1	200	1
MI	677	431	1,092	2,489	15,850	3	17,742	3
MN	119	56	11	1,623	9,407	4	12,923	4
NY	291	555	419	1,844	21,925	4	28,153	4
ND		1			636	1	929	1
WA	9,260	9,252	8,579	10,679	129,186	2	142,102	2
WI	1,431	942	1,242	4,188	32,405	8	22,406	6
Oth								
Sts 1/	8,113	10,453	11,798	35,432	323,192	28	287,796	26
US	52,129	56,015	56,872	94,008	948,117	62	872,123	58
N Atl	1,479	2,619	2,940	8,269	87,525	10	97,217	10
S Atl	1,303	1,462	2,799	6,204	53,880	2	41,471	2
E N Cen	2,128	1,431	2,363	8,228	57,492	13	57,170	12
W N Cen	1,088	250	736	9,099	71,291	10	58,771	10
S Cen	3,716	5,567	4,722	10,575	102,783	7	81,934	7
West	42,415	44,686	43,312	51,633	575,146	20	535,560	17

1/ States not shown when fewer than 3 plants reported or individual plant operations could be disclosed.



United States
Department of
Agriculture

National
Agricultural
Statistics
Service



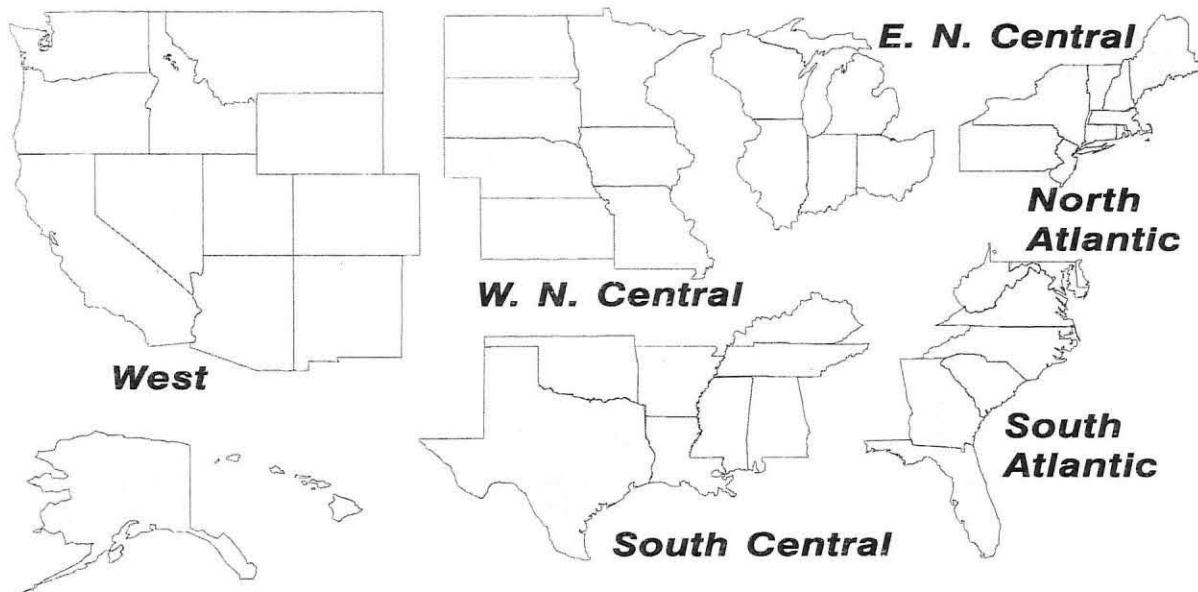
Dairy Products 2004 Summary

April 2005

Da 2-1 (05)

U. S. Geographic Regions Dairy Products

State totals are not published when fewer than 3 firms have reported or one firm comprises more than 60 percent of the State total. If we are not able to publish a region for confidentiality reasons, it will be combined with other regions when possible. For example, if North Atlantic can not be published, then it will be combined with South Atlantic to publish Atlantic. The West North Central and East North Central will be combined, if necessary, to form North Central. In the event that neither could be published, they may be combined with South Central to publish Central. Some tables will have only limited regions shown, therefore the regions may not add to the United States total.



**Total Cheese, Excluding Cottage Cheese: Production by Month, State,
and United States, 2004 and Total 2003-04 (continued)**

State	2004					2003		
	Sep	Oct	Nov	Dec	Total	Plants	Total	Plants
	<i>1,000 Pounds</i>	<i>1,000 Pounds</i>	<i>1,000 Pounds</i>	<i>1,000 Pounds</i>	<i>1,000 Pounds</i>	<i>Number</i>	<i>1,000 Lbs</i>	<i>Number</i>
CA	160,253	166,976	173,965	184,477	1,996,428	63	1,830,927	66
ID	61,860	63,815	65,676	64,879	718,245	12		
IL	7,281	7,963	7,687	7,822	93,609	13	95,547	13
IA	12,323	12,976	12,875	13,748	154,757	7	162,712	8
MA	74	73	101	97	841	5	860	5
MN	47,534	51,069	49,487	54,054	623,968	13	616,853	13
MO	10,352	10,033	9,611	6,596	99,645	3	97,400	3
NY	56,104	64,167	60,571	58,695	699,560	48	706,684	46
OH	15,137	15,952	14,917	16,041	182,377	14	166,835	15
PA	28,604	29,319	33,752	32,337	376,730	18	368,945	18
SD	13,062	13,805	14,011	14,266	159,278	7	151,635	6
UT	5,036	5,226	4,719	6,017	67,294	5	74,055	5
WI	192,370	198,972	197,739	198,167	2,356,516	115	2,276,528	117
Oth Sts ¹	104,367	107,698	109,234	116,667	1,347,215	78	2,008,262	86
US	714,357	748,044	754,345	773,863	8,876,463	401	8,557,243	401
N Atl	100,304	108,853	110,061	105,926	1,265,161	95	1,259,880	95
S Atl	2,418	2,738	2,845	2,807	35,860	4	38,757	4
E N Cen	224,053	232,471	230,111	236,187	2,776,329	157	2,697,121	158
W N Cen	86,122	91,410	89,502	92,361	1,077,099	35	1,079,246	37
S Cen	7,625	7,188	7,104	7,294	88,144	14	87,547	13
West	293,835	305,384	314,722	329,288	3,633,870	96	3,394,692	94

¹ States not shown when fewer than 3 plants reported or individual plant operations could be disclosed.

**Cheddar Cheese: Production by Month, State, and United States,
2004 and Total 2003-04**

State	2004							
	Jan	Feb	Mar	Apr	May	Jun	Jul	Aug
	<i>1,000 Pounds</i>	<i>1,000 Pounds</i>	<i>1,000 Pounds</i>	<i>1,000 Pounds</i>	<i>1,000 Pounds</i>	<i>1,000 Pounds</i>	<i>1,000 Pounds</i>	<i>1,000 Pounds</i>
CA	47,149	43,941	44,064	50,615	47,780	43,304	44,252	40,426
ID								
IA	7,356	6,383	7,072	7,238	7,476	6,789	6,630	6,238
MN	44,109	41,760	47,954	49,301	50,406	46,785	42,843	42,503
NY	8,275	7,799	7,773	8,439	8,963	7,773	7,642	4,842
OH	2,221	1,687	2,140	2,053	2,226	2,139	2,154	1,982
SD								
WI	59,798	55,118	59,099	58,838	59,076	55,398	52,554	54,045
Oth Sts ¹	72,080	63,837	73,504	69,051	77,473	68,517	65,379	65,760
US	240,988	220,525	241,606	245,535	253,400	230,705	221,454	215,796
Atlantic	13,965	13,483	13,107	14,038	17,069	11,939	12,804	10,334
E N Cen	62,023	56,807	61,242	60,896	61,305	57,540	54,714	56,031
W N Cen	56,854	52,273	60,697	62,737	64,228	59,582	53,671	53,805
S Cen	4,318	4,000	4,998	4,354	4,154	4,670	3,749	3,164
West	103,828	93,962	101,562	103,510	106,644	96,974	96,516	92,462
	2004					2003		
	Sep	Oct	Nov	Dec	Total	Plants	Total	Plants
	<i>1,000 Pounds</i>	<i>1,000 Pounds</i>	<i>1,000 Pounds</i>	<i>1,000 Pounds</i>	<i>1,000 Pounds</i>	<i>Number</i>	<i>1,000 Lbs</i>	<i>Number</i>
CA	41,814	43,791	44,344	46,838	538,318	14	523,716	20
ID							224,716	4
IA	7,017	7,083	7,020	7,448	83,750	3		
MN	40,604	44,311	42,967	46,860	540,403	9	539,832	9
NY	4,542	5,467	4,899	5,568	81,982	14	86,877	13
OH	1,850	2,055	1,727	1,921	24,155	4	26,602	4
SD							52,739	5
WI	49,939	54,309	53,621	56,987	668,782	59	648,342	59
Oth Sts ¹	67,307	66,160	66,508	70,097	825,673	54	598,240	46
US	213,073	223,176	221,086	235,719	2,763,063	157	2,701,064	160
Atlantic	9,284	11,663	10,061	10,326	148,073	23	146,648	24
E N Cen	51,794	56,373	55,350	58,911	692,986	68	674,975	67
W N Cen	53,042	56,178	55,582	59,538	688,187	22	680,131	23
S Cen	4,747	3,949	3,805	4,829	50,737	9	51,824	9
West	94,206	95,013	96,288	102,115	1,183,080	35	1,147,486	37

¹ States not shown when fewer than 3 plants reported or individual plant operations could be disclosed.

**Butter: Production by Month, State, and United States,
2004 and Total 2003-04**

State	2004							
	Jan	Feb	Mar	Apr	May	Jun	Jul	Aug
	<i>1,000 Pounds</i>	<i>1,000 Pounds</i>	<i>1,000 Pounds</i>	<i>1,000 Pounds</i>	<i>1,000 Pounds</i>	<i>1,000 Pounds</i>	<i>1,000 Pounds</i>	<i>1,000 Pounds</i>
CA	32,959	31,046	28,754	31,328	31,540	29,976	30,398	31,754
NY	2,451	2,293	2,048	2,179	1,997	1,501	1,224	1,172
PA	6,595	5,295	6,223	6,369	6,410	5,527	4,409	2,936
WI	34,380	26,255	22,025	18,414	25,958	25,598	23,141	26,019
Oth Sts ¹	52,961	43,704	41,333	42,034	44,215	36,554	33,443	28,448
US	129,346	108,593	100,383	100,324	110,120	99,156	92,615	90,329
N Atl ²	13,342	10,503	11,723	12,644	12,154	10,445	7,727	6,501
E N Cen	37,272	28,676	24,272	20,801	28,277	26,886	24,269	27,048
W N Cen	15,569	12,956	11,560	11,507	11,538	9,413	8,685	7,952
West	49,173	45,698	41,810	43,803	45,058	43,083	43,487	43,918
	2004						2003	
	Sep	Oct	Nov	Dec	Total	Plants	Total	Plants
	<i>1,000 Pounds</i>	<i>1,000 Pounds</i>	<i>1,000 Pounds</i>	<i>1,000 Pounds</i>	<i>1,000 Pounds</i>	<i>Number</i>	<i>1,000 Lbs</i>	<i>Number</i>
CA	34,034	36,241	33,655	37,284	388,969	13	363,833	11
NY	1,154	1,376	1,125	1,696	20,216	7	24,773	7
PA	2,238	4,678	4,570	5,077	60,327	3	61,928	3
WI	26,603	28,857	27,735	33,826	318,811	12	309,264	11
Oth Sts ¹	30,213	33,234	34,291	40,925	461,355	35	482,562	37
US	94,242	104,386	101,376	118,808	1,249,678	70	1,242,360	69
N Atl ²	6,025	7,644	7,781	10,214	116,703	12	125,288	13
E N Cen	27,990	30,123	28,974	36,357	340,945	19	345,685	18
W N Cen	7,375	8,070	9,178	6,490	120,293	9	101,861	9
West	45,646	48,085	45,439	51,753	546,953	23	535,083	22

¹ States not shown when fewer than 3 plants reported or individual plant operations could be disclosed.

² Region totals may not add to U.S. when compiled regions could not be disclosed.

**Nonfat Dry Milk for Human Food: Production by Month,
State, and United States, 2004 and Total 2003-04**

State	2004							
	Jan	Feb	Mar	Apr	May	Jun	Jul	Aug
	<i>1,000 Pounds</i>	<i>1,000 Pounds</i>	<i>1,000 Pounds</i>	<i>1,000 Pounds</i>	<i>1,000 Pounds</i>	<i>1,000 Pounds</i>	<i>1,000 Pounds</i>	<i>1,000 Pounds</i>
CA	62,912	59,147	62,941	66,101	70,400	68,152	66,019	64,181
PA	7,401	6,561	8,327	9,744	11,180	8,949	10,183	5,123
UT	106	81	92	89	58	71	97	96
Oth Sts ¹	58,901	49,980	46,621	58,077	69,653	66,923	58,267	44,217
US	129,320	115,769	117,981	134,011	151,291	144,095	134,566	113,617
Atlantic	13,424	11,764	11,045	18,458	22,386	18,298	17,031	12,737
E N Cen	2,234	1,163	1,176	2,921	6,406	5,841	4,714	3,363
W N Cen	6,074	5,038	4,622	5,147	6,730	7,220	7,002	5,042
S Cen	4,364	3,945	5,305	6,287	8,587	7,686	7,154	3,965
West	103,224	93,859	95,833	101,198	107,182	105,050	98,665	88,510
	2004					2003		
	Sep	Oct	Nov	Dec	Total	Plants	Total	Plants
	<i>1,000 Pounds</i>	<i>1,000 Pounds</i>	<i>1,000 Pounds</i>	<i>1,000 Pounds</i>	<i>1,000 Pounds</i>	<i>Number</i>	<i>1,000 Lbs</i>	<i>Number</i>
CA	59,929	65,116	53,325	38,527	736,750	10	738,303	10
PA	2,223	1,189	1,946	7,053	79,879	3		
UT	96	99	79	123	1,087	1	1,171	1
Oth Sts ¹	31,688	28,410	28,439	47,498	588,674	33	849,567	36
US	93,936	94,814	83,789	93,201	1,406,390	47	1,589,041	47
Atlantic	5,413	4,015	4,774	14,133	153,478	9	157,620	9
E N Cen	1,280	1,152	2,011	3,309	35,570	6	48,314	6
W N Cen	2,227	2,747	2,817	4,918	59,584	7	67,313	6
S Cen	2,630	2,172	2,388	4,824	59,307	7	68,615	7
West	82,386	84,728	71,799	66,017	1,098,451	18	1,247,179	19

¹ States not shown when fewer than 3 plants reported or individual plant operations could be disclosed.

13



United States
Department of
Agriculture

National
Agricultural
Statistics
Service



Dairy Products 2014 Summary

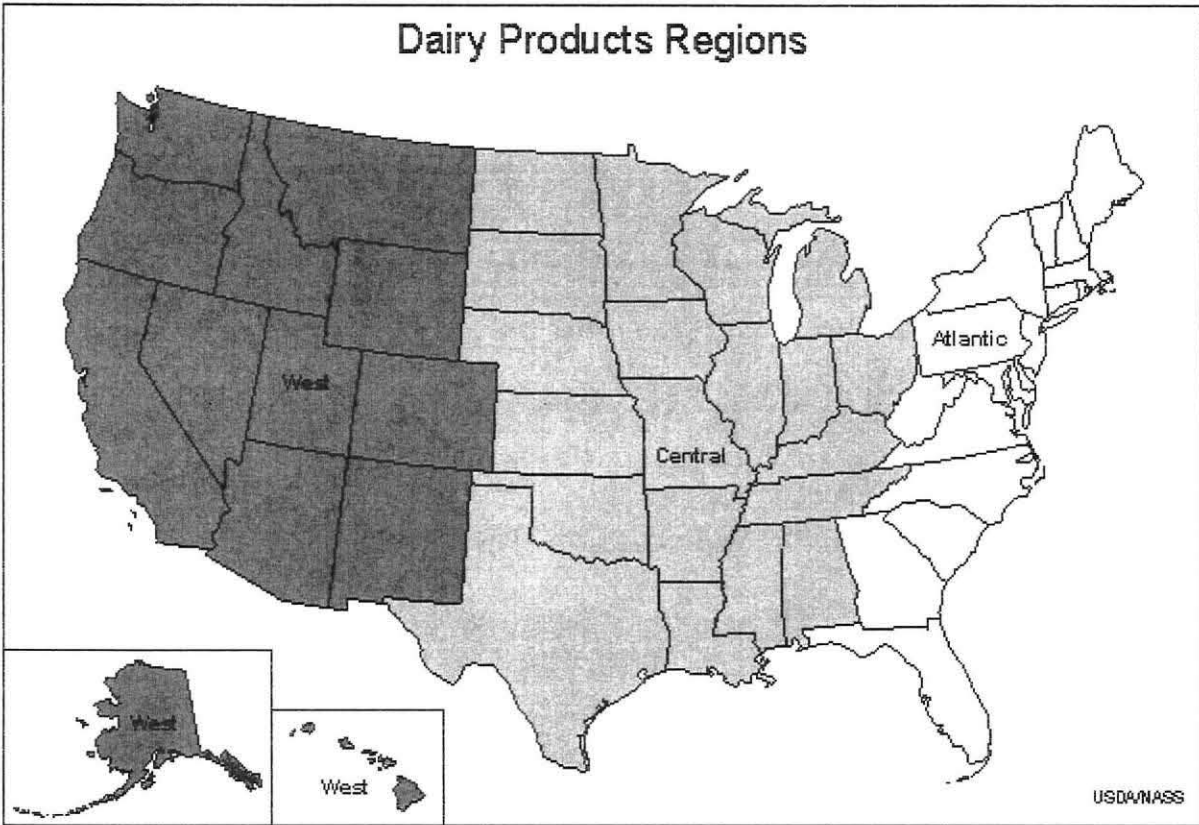
April 2015

ISSN: 1057-784X

USDA



Dairy Products Regions



Total Cheese (Excluding Cottage Cheese) Production by Month – States, United States, and Regions: 2014 and Total 2013-2014

State and region	2014							
	January	February	March	April	May	June	July	August
	(1,000 pounds)	(1,000 pounds)	(1,000 pounds)	(1,000 pounds)	(1,000 pounds)	(1,000 pounds)	(1,000 pounds)	(1,000 pounds)
California	207,994	188,113	208,965	206,406	207,856	199,090	202,641	197,217
Idaho	78,285	61,303	80,646	69,821	73,446	76,869	76,617	72,950
Illinois	5,086	4,926	5,789	6,176	6,528	6,254	6,532	6,404
Iowa	25,316	21,485	22,607	24,768	23,607	22,401	24,496	22,146
Minnesota	58,470	51,490	50,721	56,609	58,111	55,020	55,080	54,672
New Mexico	63,906	58,835	67,859	64,143	67,494	62,553	64,253	61,949
New York	61,331	54,993	66,891	64,361	63,607	65,495	59,963	65,519
Ohio	18,008	15,196	17,305	16,322	16,720	15,911	16,568	16,184
Pennsylvania	36,488	31,334	37,300	36,775	35,703	34,803	34,774	34,872
South Dakota	21,677	19,997	21,698	21,040	22,019	21,624	22,334	21,277
Vermont	10,274	9,288	9,832	10,101	10,729	9,760	10,066	10,563
Wisconsin	241,614	216,123	249,576	246,378	241,992	237,947	243,327	238,845
Other States ¹	129,331	121,343	131,037	138,202	143,183	137,329	141,840	139,341
United States	957,780	854,426	970,226	961,102	970,995	945,056	958,491	941,939
Atlantic	115,805	102,576	123,126	120,238	119,164	118,648	111,749	117,224
Central	422,369	377,561	419,584	428,324	429,278	415,734	428,965	417,026
West	419,606	374,289	427,516	412,540	422,553	410,674	417,777	407,689

State and region	2014					2013		
	September	October	November	December	Total	Plants	Total	Plants
	(1,000 pounds)	(1,000 pounds)	(1,000 pounds)	(1,000 pounds)	(1,000 pounds)	(number)	(1,000 pounds)	(number)
California	198,696	208,755	204,091	214,436	2,444,260	60	2,312,895	64
Idaho	76,763	75,245	72,351	80,893	895,189	9	871,640	10
Illinois	6,624	6,913	6,477	7,426	75,135	10	65,134	10
Iowa	16,812	21,631	19,369	18,989	263,627	10	267,249	10
Minnesota	54,706	56,462	55,662	59,534	666,537	10	661,293	11
New Mexico	57,509	59,277	67,843	63,108	758,729	4	751,280	4
New York	70,126	72,755	67,052	72,573	784,666	59	777,355	55
Ohio	16,597	17,831	16,850	18,858	202,350	20	196,415	21
Pennsylvania	31,965	31,141	35,891	34,744	415,790	43	426,985	37
South Dakota	21,663	23,223	23,281	23,785	263,618	7	264,899	6
Vermont	9,739	10,943	11,403	10,836	123,534	29	127,346	27
Wisconsin	241,839	254,767	242,143	255,748	2,910,299	127	2,855,881	127
Other States ¹	130,864	137,457	147,664	148,792	1,646,383	148	1,523,297	148
United States	933,903	976,400	970,077	1,009,722	11,450,117	536	11,101,669	530
Atlantic	117,984	121,544	121,240	125,517	1,414,815	204	1,435,078	190
Central	412,545	437,558	423,904	449,505	5,062,353	229	4,973,639	233
West	403,374	417,298	424,933	434,700	4,972,949	103	4,692,952	107

¹ States not shown when fewer than 3 plants reported or individual plant operations could be disclosed.

Cheddar Cheese Production by Month – States, United States, and Regions: 2014 and Total 2013-2014

State and region	2014							
	January	February	March	April	May	June	July	August
	(1,000 pounds)	(1,000 pounds)	(1,000 pounds)	(1,000 pounds)	(1,000 pounds)	(1,000 pounds)	(1,000 pounds)	(1,000 pounds)
California	35,882	30,997	33,861	35,183	30,510	30,681	30,747	28,591
Idaho	35,802	30,994	39,657	34,536	40,244	38,366	37,051	37,844
Iowa	11,819	9,826	10,878	11,882	11,310	10,865	10,002	9,027
Minnesota	49,690	43,948	41,097	47,712	48,708	43,812	43,907	44,698
Wisconsin	49,299	42,812	47,286	47,851	49,242	46,173	46,729	45,737
Other States ¹	96,220	91,144	105,750	108,599	108,965	99,645	100,869	99,529
United States	278,712	249,721	278,529	285,763	288,979	269,542	269,305	265,426
Atlantic	18,124	16,360	18,357	17,765	18,645	17,653	17,802	18,317
Central	135,956	120,219	126,459	136,987	138,959	128,558	127,627	126,546
West	124,632	113,142	133,713	131,011	131,375	123,331	123,876	120,563

State and region	2014					2013		
	September	October	November	December	Total	Plants	Total	Plants
	(1,000 pounds)	(1,000 pounds)	(1,000 pounds)	(1,000 pounds)	(1,000 pounds)	(number)	(1,000 pounds)	(number)
California	28,336	32,064	27,058	31,929	375,839	19	350,845	18
Idaho	37,806	38,798	38,271	40,714	450,083	5	444,789	5
Iowa	5,443	7,461	6,997	6,958	112,468	7	110,273	7
Minnesota	43,653	45,621	46,045	48,123	547,014	7	537,450	7
Wisconsin	44,533	49,227	46,974	51,621	567,484	60	567,820	64
Other States ¹	98,017	99,678	95,688	106,266	1,210,370	120	1,178,662	121
United States	257,788	272,849	261,033	285,611	3,263,258	218	3,189,839	222
Atlantic	16,909	18,440	17,484	19,203	215,059	62	203,939	63
Central	120,256	128,252	125,374	137,517	1,552,710	110	1,500,679	115
West	120,623	126,157	118,175	128,891	1,495,489	46	1,485,221	44

¹ States not shown when fewer than 3 plants reported or individual plant operations could be disclosed.

Butter Production by Month – States, United States, and Regions: 2014 and Total 2013-2014

State and region	2014							
	January (1,000 pounds)	February (1,000 pounds)	March (1,000 pounds)	April (1,000 pounds)	May (1,000 pounds)	June (1,000 pounds)	July (1,000 pounds)	August (1,000 pounds)
California	59,168	56,071	59,048	57,608	57,600	48,937	44,072	44,193
Pennsylvania	9,135	7,705	9,037	8,662	8,544	7,731	7,630	2,903
Other States ¹	115,727	102,321	98,541	101,460	100,141	83,723	86,086	83,071
United States	184,030	166,097	166,626	167,730	166,285	140,391	137,788	130,167
Atlantic	20,451	17,508	17,577	16,840	15,720	13,078	12,293	7,263
Central	72,874	65,834	61,457	65,764	65,581	53,040	55,059	54,006
West	90,705	82,755	87,592	85,126	84,984	74,273	70,436	68,898

State and region	2014					2013		
	September (1,000 pounds)	October (1,000 pounds)	November (1,000 pounds)	December (1,000 pounds)	Total (1,000 pounds)	Plants (number)	Total (1,000 pounds)	Plants (number)
California	41,326	45,860	47,362	51,413	612,658	14	634,397	14
Pennsylvania	6,952	7,768	8,373	9,404	93,844	3	89,233	4
Other States ¹	84,489	96,549	83,783	108,937	1,149,828	64	1,138,886	68
United States	132,767	150,177	144,518	169,754	1,856,330	81	1,862,516	86
Atlantic	12,709	15,840	14,562	19,533	183,374	22	180,197	25
Central	53,790	62,848	58,989	72,903	742,145	33	720,712	35
West	66,268	71,489	70,967	77,318	930,811	26	961,607	26

¹ States not shown when fewer than 3 plants reported or individual plant operations could be disclosed.

Yogurt (Plain and Flavored) Production by Month – United States and Regions: 2014 and Total 2013-2014

State and region	2014							
	January (1,000 pounds)	February (1,000 pounds)	March (1,000 pounds)	April (1,000 pounds)	May (1,000 pounds)	June (1,000 pounds)	July (1,000 pounds)	August (1,000 pounds)
United States	393,002	403,524	437,102	391,971	389,529	400,537	388,217	406,115
Atlantic	127,861	125,669	129,429	116,058	116,313	112,033	118,655	120,933
Central	158,815	164,642	190,365	169,811	168,100	181,673	166,418	176,222
West	106,326	113,213	117,308	106,102	105,116	106,831	103,144	108,960

State and region	2014					2013		
	September (1,000 pounds)	October (1,000 pounds)	November (1,000 pounds)	December (1,000 pounds)	Total (1,000 pounds)	Plants (number)	Total (1,000 pounds)	Plants (number)
United States	463,263	381,223	320,295	381,767	4,756,545	147	4,715,076	144
Atlantic	136,600	119,777	97,052	115,062	1,435,442	68	1,587,097	64
Central	213,411	161,390	138,365	169,691	2,058,903	42	1,963,530	43
West	113,252	100,056	84,878	97,014	1,262,200	37	1,164,449	37

Unsweetened Condensed Skim Milk, Bulk Production by Month – States, United States, and Regions: 2014 and Total 2013-2014

State and region	2014							
	January	February	March	April	May	June	July	August
	(1,000 pounds)	(1,000 pounds)	(1,000 pounds)	(1,000 pounds)	(1,000 pounds)	(1,000 pounds)	(1,000 pounds)	(1,000 pounds)
California	54,236	57,728	60,335	54,392	50,806	49,708	47,697	50,168
Other States ¹	73,969	78,075	80,891	93,076	106,021	111,240	100,367	96,336
United States	128,205	135,803	141,226	147,468	156,827	160,948	148,064	146,504
Atlantic	24,336	24,493	28,018	32,918	34,574	33,960	33,451	31,947
Central	44,480	46,835	48,535	53,678	56,989	60,157	54,274	56,881
West	59,389	64,475	64,673	60,872	65,264	66,831	60,339	57,676

State and region	2014						2013	
	September	October	November	December	Total	Plants	Total	Plants
	(1,000 pounds)	(1,000 pounds)	(1,000 pounds)	(1,000 pounds)	(1,000 pounds)	(number)	(1,000 pounds)	(number)
California	49,191	48,081	43,744	41,159	607,245	10	593,910	10
Other States ¹	84,193	79,125	70,909	79,999	1,054,201	31	1,029,249	31
United States	133,384	127,206	114,653	121,158	1,661,446	41	1,623,159	41
Atlantic	28,864	24,186	22,775	24,926	344,448	11	299,879	11
Central	48,388	47,555	41,930	47,246	606,948	13	495,971	13
West	56,132	55,465	49,948	48,986	710,050	17	827,309	17

¹ States not shown when fewer than 3 plants reported or individual plant operations could be disclosed.

Nonfat Dry Milk (Human) Production by Month – States, United States, and Regions: 2014 and Total 2013-2014

State and region	2014							
	January	February	March	April	May	June	July	August
	(1,000 pounds)	(1,000 pounds)	(1,000 pounds)	(1,000 pounds)	(1,000 pounds)	(1,000 pounds)	(1,000 pounds)	(1,000 pounds)
California	54,910	68,464	78,354	65,993	62,327	56,362	78,180	42,425
Other States ¹	83,751	72,723	89,499	94,349	99,812	92,286	88,422	74,096
United States	138,661	141,187	167,853	160,342	162,139	148,648	166,602	116,521
Atlantic	19,769	16,754	24,442	28,765	29,119	27,652	28,531	20,495
Central	21,269	19,757	26,022	26,026	29,662	24,959	24,290	18,848
West	97,623	104,676	117,389	105,551	103,358	96,037	113,781	77,178

State and region	2014						2013	
	September	October	November	December	Total	Plants	Total	Plants
	(1,000 pounds)	(1,000 pounds)	(1,000 pounds)	(1,000 pounds)	(1,000 pounds)	(number)	(1,000 pounds)	(number)
California	43,721	47,354	61,145	59,809	719,044	12	583,106	11
Other States ¹	68,617	87,340	90,547	104,024	1,045,466	35	894,758	39
United States	112,338	134,694	151,692	163,833	1,764,510	47	1,477,864	50
Atlantic	15,803	23,783	23,521	29,845	288,479	10	219,074	10
Central	17,323	23,494	24,546	26,891	283,087	13	256,397	18
West	79,212	87,417	103,625	107,097	1,192,944	24	1,002,393	22

¹ States not shown when fewer than 3 plants reported or individual plant operations could be disclosed.

Handler	Plant Name	Address	City	County	State	Zip Code	Phone Number	Fluid Milk	Buttermilk	Cottage Cheese	Condensed Evaporated Cream, Whipped, Whipped Eggnog	Sour Cream	Whey Protein Concentrate	Yogurt	Frozen Products	Butter	Nonfat Dry Milk (Human) Cheese	Cream Cheese	Hispanic Cheese
092135	Andante Dairy	1550 Ridley Ave	Santa Rosa	Sonoma	CA	95401	(707) 526-0517									X	X		
148312	Anza Cheese Co., Inc.	7602 Jackson St	Paramount	Los Angeles	CA	90723	(562) 630-4144										X	X	X
142042	Bagnoli Mozzarella	3441 Jack Northrup Ave	Hawthorne	Los Angeles	CA	90250	(310)263-0506										X		
014211	Bellio Cheese Company	2031-A Second St	Berkeley	Alameda	CA	94710	(510) 540-5500										X		
092102	Bellwether Farms	9999 Valley Ford Rd	Petaluma	Sonoma	CA	94952	(707) 763-0993				X						X		
011538	Berkeley Farms Inc.	P.O. Box 4616	Hayward	Alameda	CA	94540	(510) 265-8600	X	X		X	X							
142097	Broguiere's Farm Fresh Dairy, Inc./Montebello Dairy	505 S Maple Ave	Montebello	Los Angeles	CA	90640	(323) 726-0524	X											
148390	Cacique, Inc.	P.O. Box 91330	La Puente	Los Angeles	CA	91715	(626) 961-3399				X	X	X				X	X	
037058	California Dairies, Inc.	P.O. Box 11865	Fresno	Fresno	CA	93775	(559) 233-5154			X						X	X		
146013	California Dairies, Inc.	P.O. Box 6210	Artesia	Los Angeles	CA	90702	(562) 865-1291			X							X		
041062	California Dairies, Inc. (Los Banos)	P.O. Box 6210	Artesia	Merced	CA	90702	(562) 865-1291			X							X		
035045	California Dairies, Inc. (UF Plant/Tipton)	P.O. Box 6210	Artesia	Tulare	CA	90702	(562) 865-1291			X									
075064	California Dairies, Inc. (Turlock)	P.O. Box 6210	Artesia	Stanislaus	CA	90702	(562) 865-1291			X						X	X		
036090	California Dairies, Inc. (Visalia)	P.O. Box 6210	Artesia	Tulare	CA	90702	(562) 865-1291			X						X	X		
036068	California Dairies, Inc. (Tipton)	P.O. Box 6210	Artesia	Tulare	CA	90702	(562) 865-1291			X						X	X		
080015	California Natural Products	1250 E. Lathrop Road	Lathrop	San Joaquin	CA	95330	(209) 858-2525	X											
143175	California Polytechnic State University	Dairy Science Dept	San Luis Obispo	San Luis Obispo	CA	93407	(805) 756-1131								X		X		
032119	California State University, Fresno	Cedar And Shaw Mail Stop 17	Fresno	Fresno	CA	93740	(559) 278-2164	X							X	X	X		
140015	Central Coast Creamery	3850 Ramada Drive, Suite C3	Paso Robles	San Luis Obispo	CA	93446	(805) 624-1968										X		
073370	Central Valley Cheese	115 So. Kilroy	Turlock	Stanislaus	CA	95380	(209) 664-1080					X	X				X	X	
012396	Claravale Farm Co.	33320 Panoche Road	Paicines	San Benito	CA	95043	(831) 628-3219	X			X								
093015	Clover-Stonetta Farms, Inc.	P.O. Box 750369	Petaluma	Sonoma	CA	94975	(707) 778-8448	X			X	X							
072038	Cowgirl Creamery/Tomales Bay Foods	P.O. Box 594	Point Reyes Station	Marin	CA	94956	(415) 663-9335			X							X		
072049	Cowgirl-Petaluma	419 1st Street	Petaluma	Sonoma	CA	94956	(415) 663-9335					X					X	X	
080022	Cremaux Ex Machina	835 Chileno Valley Road	Petaluma	Sonoma	CA	94952	(707) 878-1999								X				
028050	Crystal Creamery (Humboldt)	572 Hwy 1	Fortuna	Humboldt	CA	95540	(707) 726-7112	X			X				X				
074095	Crystal Creamery (Modesto)	415 Kansas Ave.	Modesto	Stanislaus	CA	95351	(209) 576-3453	X	X	X	X	X	X		X	X	X		
075052	Dairy Farmers of America	P.O. Box 849	Hughson	Stanislaus	CA	95326	(209) 763-1931		X	X						X	X		
042041	Dairy Farmers of America (Turlock)	170 N Maple St, suite B106	Corona	Stanislaus	CA	92880	(909) 493-4900										X		
080010	Dairy Goddess	6240 21st Avenue	Lemoore	Kings	CA	93245	(559) 924-2449	X											X
148400	Dean Foods of California, Inc.	6400 Regio Ave	Buena Park	Orange	CA	90620	(714) 684-2180								X				
142152	DeJong's Dairy	31910 Corydon Rd	Wildomar	Riverside	CA	92595	(909) 674-2910	X											
140011	Di Stefano Cheese Company	485 E. Third St	Pomona	Los Angeles	CA	91766	(909) 865-8301										X		

Handler	Plant Name	Address	City	County	State	Zip Code	Phone Number	Fluid Milk	Buttermilk	Cottage Cheese	Condensed Evaporated Cream, Whipping, Whipped	Eggnog	Sour Cream	Whey Protein Concentrate	Yogurt	Frozen Products	Butter	Nonfat Dry Milk (Human) Cheese	Cream Cheese	Hispanic Cheese
072401	Don Francisco Foods, Inc./Rizo-Lopez Foods, Inc.	P.O. Box 1247	Riverbank	Stanislaus	CA	95367	(209) 869-5232						X		X					X
141371	Driftwood Dairy Inc.	P.O. Box 5508	El Monte	Los Angeles	CA	91734	(626) 444-9591	X								X				
072027	Fagundes Agribusiness	8700 Fargo Ave	Hanford	Kings	CA	93230	(559) 582-2000											X		X
148500	Farmdale Creamery, Inc.	1049 W Base Line	San Bernardino	San Bernardino	CA	92411	(909) 889-6106	X					X							
140014	Farmdale Creamery, West	1049 W Base Line	San Bernardino	San Bernardino	CA	92411	(909) 763-5004						X					X		
078330	Fiscalini Cheese Company, LLC	7231 Covert Rd	Modesto	Stanislaus	CA	95350	(209) 545-1533											X		
144210	Fleur de Lait West/Zausner Foods Corp.	17575 E Valley Blvd	City of Industry	Los Angeles	CA	91744	(626) 854-5358												X	
	Frost Bite Novelties	931 South Cypress Street	La Habra	Orange	CA	90631	(714) 680-6558									X				
145210	Gioia Cheese/Caseificio Gioia Mozzarella	1605 Pontreoro Ave	S. El Monte	Los Angeles	CA	91733	(626) 444-6015											X		
142724	Green Valley Foods	25277 W. Main St 187	Barstow	San Bernardino	CA	92311	(619) 253-3252											X		
142560	Heartland Alta Dena No. (DEA)	P.O. Box 388	City of Industry	Los Angeles	CA	91747	(818) 964-6401	X	X	X	X	X				X				
140492	Heartland Alta Dena So. (Fresh Dairy)	17851 E. Railroad Street	City of Industry	Los Angeles	CA	91748	(213) 7447330	X	X			X				X				
042030	Hilmar Cheese Company, Inc.	P.O. Box 910	Hilmar	Merced	CA	95324	(209) 667-6076											X		X
042031	Hilmar Whey Protein	P.O. Box 911	Hilmar	Merced	CA	95324	(209) 667-6077							X						
143241	Hollandia Dairy, Inc.	622 Mission Rd	San Marcos	San Diego	CA	92089	(760) 744-3272	X				X				X				
071136	HP Hood LLC	P.O. Box 1313	Sacramento	Sacramento	CA	95812	(916) 444-7200	X												
140007	Imuraya USA, Inc.	2502 Barranca Parkway	Irvine	Orange	CA	92606	(949) 251-9205										X			
018138	It's It Ice Cream Co.	865 Burlway Road	Burlingame	San Mateo	CA	94010	(650) 347-2122									X				
042019	Joseph Gallo Farms	P.O. Box 775	Atwater	Merced	CA	95301	(209) 394-7984							X					X	
032042	Kraft Foods, Inc.	10800 Ave 184	Tulare	Tulare	CA	93275	(559) 685-0790			X	X			X					X	
141900	Kroger Manufacturing Compton	2201 S. Wilmington Ave.	Compton	Riverside	CA	90219	(310) 884-4423	X	X			X	X		X	X				
141063	Kroger Manufacturing Riverside	2201 S. Wilmington Ave.	Compton	Riverside	CA	90220	(310) 884-4425	X												
073369	Land O'Lakes	3601 County Road C	Orland	Glenn	CA	95963	(530) 865-7626							X					X	
034044	Land O'Lakes, Inc.	400 South M St.	Tulare	Tulare	CA	93274	(559) 687-8287			X						X	X	X		
036046	Leprino Foods Co.	490 F St	Lemoore	Kings	CA	93245	(559) 924-7722						X						X	
078176	Leprino Foods Co.	2401 Macarthur Drive	Tracy	San Joaquin	CA	95376	(559) 835-8340						X						X	
036057	Leprino Foods Co.	351 N. Belle Have Dr	Lemoore	Kings	CA	93245	(559) 925-7300						X						X	
023011	Loleta Cheese Co., Inc.	P.O. Box 607	Loleta	Humboldt	CA	95551	(707) 733-5470												X	X
141096	Los Altos Food Products, Inc.	15130 Nelson Ave	City of Industry	Los Angeles	CA	91744	(626) 330-6555													X
098020	Marin French Cheese Co.	7500 Red Hill Rd	Petaluma	Sonoma	CA	94952	(707) 762-6001												X	
034209	Marquez Brothers International, Inc.	179 S. 11th Avenue	Hanford	Kings	CA	93230	(559) 584-8000	X			X		X		X			X		X
	Marquez Brothers International, Inc.	101 S. 11th Avenue	Hanford	Kings	CA	93230	(559) 584-8000						X							
097052	Matos Cheese Factory	3669 Llano Rd	Santa Rosa	Sonoma	CA	95401	(707) 584-5283												X	

2

Handler	Plant Name	Address	City	County	State	Zip Code	Phone Number	Fluid Milk	Buttermilk	Cottage Cheese	Condensed Evaporated	Cream, Whipping, Whipped	Eggnog	Sour Cream	Whey Protein Concentrate	Yogurt	Frozen Products	Butter	Nonfat Dry Milk (Human)	Cheese	Cream Cheese	Hispanic Cheese
036079	McAfee Farms	7221 So. Jameson	Fresno	Fresno	CA	93706	(559) 846-9736	X				X						X		X		
095017	McClelland Dairy	6475 Bodega Ave	Petaluma	Sonoma	CA	94952	(707) 664-0452											X				
148367	McConnell's Fine Ice Cream, Inc.	835 E. Canon Perdido St	Santa Barbara	Santa Barbara	CA	93103	(805) 963-8813										X					
140005	Mikawaya	5563 Alcoa Avenue	Vernon	Los Angeles	CA	90058	(323) 587-5504										X					
080021	Milk Specialties Company	715 n. Divisadero St	Visalia	Tulare	CA	93291	(559) 732-1220					X		X								
080029	Morning Star Family Creamery	10262 W Elkhorn Ave	Riverdale	Fresno	CA	93656	(559) 707-9931	X														
035034	Nestle Dreyer's Bakersfield	7301 District Blvd.	Bakersfield	Kern	CA	93313	(661) 398-3500										X					
035012	Nestle Dreyer's Tulare	970 E. Continental Ave	Tulare	Tulare	CA	93274	(209) 688-1703										X					
041030	Nestle USA, Inc.	736 Garner Rd	Modesto	Stanislaus	CA	95357	(209) 574-2000					X										
034231	9th Street Cheese	P.O. Box 366	Fowler	Fresno	CA	93625	(559) 834-3222														X	
080005	Nicasio Valley Cheese Co.	999 Anderson Dr. Suite 155	San Rafael	Marin	CA	94901	(415) 451-3500														X	
140016	No Curdinary Whey	525 New Los Angeles Ave	Moorpark	Ventura	CA	93021	(818) 614-8396											X		X		
076042	Oakdale Cheese & Specialties	1040 Hwy 20	Oakdale	Stanislaus	CA	95361	(209) 848-3139														X	
080013	Orland Farmstead Creamery	4721 Road L	Orland	Glenn	CA	95963	(530) 865-2912														X	
073022	Pacific Cheese Co., Inc.	21090 Cabot Blvd	Hayward	Alameda	CA	94545	(510) 784-8800														X	
080026	Pacific Gold Milk Producers	P.O. Box 326	Ripon	San Joaquin	CA	95366	(209) 599-1060														X	
140012	Paramount (Flavor Mine)	15255 Texaco Ave	Paramount	Los Angeles	CA	90723	(562) 361-1800														X	
018193	Pavel's Original Russian Yogurt	683 26th St	Oakland	Alameda	CA	94612	(510) 525-5903									X						
075129	Pedrozo Cheese	7713 County Road 24	Orland	Glenn	CA	95693	(530) 514-3837														X	
041051	Peluso Cheese, Inc.	429 H St	Los Banos	Merced	CA	93635	(209) 826-3744														X	X
097074	Petaluma Creamery	4236 Spring Hill Road	Petaluma	Sonoma	CA	94952	(707) 762-3447													X	X	
093048	Point Reyes Farmstead Cheese Co.	14700 State Route No 1	Pt. Reyes Station	Marin	CA	94956	(415) 663-8880														X	
031206	Producer's Dairy Foods, Inc.	P.O. Box 1231	Fresno	Fresno	CA	93715	(559) 264-6583	X	X			X	X	X		X						
098119	Queseria Michoacan	9701 West Rd	Redwood Valley	Mendocino	CA	95470	(707) 485-0579															X
014014	Queso Salazar Cheese	420 Beatrice Court	Brentwood	Contra Costa	CA	94513	(925) 997-8385															X
012066	Ramar International Foods, Inc.	1101 Railroad Lane	Pittsburg	Alameda	CA	94565	(925) 439-9009										X					
093026	Redwood Hill Farm & Creamery	2064 Hwy. 116 North Bldg 1	Sebastopol	Sonoma	CA	95472	(707) 823-8250					X			X							
142768	Rex Creamery	P.O. Box 668	Downey	Alameda	CA	90241	(562) 927-5511	X			X	X	X		X	X						
148180	Rite Aid (Thrift)	9200 Tel Star Ave	El Monte	Los Angeles	CA	91731	(626) 571-0122										X					
141943	Rockview Daines, Inc.	P.O. Box 668	Downey	Los Angeles	CA	90241	(562) 927-5511	X			X						X					
080018	Rosa Brothers Milk Co.	10090 2nd Ave.	Hanford	Tulare	CA	93230	(559) 582-8825	X				X					X					
021064	Rumiano Cheese Company	P.O. Box 305	Crescent City	Del Norte	CA	95531	(530) 934-5438											X		X		
011450	Safeway Inc. San Leandro	2000 Adams Ave	San Leandro	Alameda	CA	94577	(510) 613-2900	X	X			X	X									

22

Handler	Plant Name	Address	City	County	State	Zip Code	Phone Number	Fluid Milk	Buttermilk	Cottage Cheese	Condensed Evaporated Cream, Whipped, Whipped Eggnog	Sour Cream	Whey Protein Concentrate	Yogurt	Frozen Products	Butter	Nonfat Dry Milk (Human) Cheese	Cream Cheese	Hispanic Cheese
144198	Safeway City of Commerce	3361 S. Boxford	City of Commerce	Los Angeles	CA	90040	(213) 889-4216	X	X		X	X	X	X					
096029	Saint Benoit Yogurt	27 Marquard Avenue	San Rafael	Marin	CA	94901	(530) 400-4701	X						X					
140008	Santa Barbara Cheese	4556 N Clubhouse Dr	Somis	Santa Barbara	CA	93066	(661)203-5399											X	
018204	Santini Foods, Inc.	16505 Worthley Dr	San Lorenzo	Alameda	CA	94580	(510) 317-8888			X									
148213	Saputo Cheese USA	5611 East Imperial Hwy	South Gate	Los Angeles	CA	90280	(562) 862-7686											X	
034198	Saputo Cheese USA	901 E. Levin Ave	Tulare	Tulare	CA	93274	(559) 687-9999						X					X	
042021	Saputo Cheese USA (Newport)	691 Inyo Street	Newman	Stanislaus	CA	95360	(209) 862-1732						X					X	
034210	Saputo Cheese USA	800 E. Paige	Tulare	Tulare	CA	93274	(559) 687-6304						X					X	
041029	Saputo Dairy Foods, USA	299 Fifth Ave	Gustine	Merced	CA	95322	(209) 854-6461	X			X				X				
034011	Saputo Dairy Foods, USA	605 North J Street	Tulare	Tulare	CA	93274	(209) 686-2876	X	X			X							
140009	Schreiber Foods	1901 Via Burton	Fullerton	Orange	CA	92831	(714) 490-7370							X					
144132	Scott Brothers Dairy	12000 S. East End Ave	Chino	San Bernardino	CA	91710	(909) 628-8516	X	X			X	X	X	X				
140040	Sierra Cheese Mfg. Co., Inc.	916 S. Santa Fe Ave	Compton	Los Angeles	CA	90221	(213) 636-4270											X	
074238	Sierra Nevada Cheese Company	6505 County Rd 39	Willows	Mendocino	CA	95998	(530) 934-8660					X	X	X	X		X	X	
072115	Spring Hill Cheese	4235 Spring Hill Road	Petaluma	Sonoma	CA	94952	(707) 762-3446											X	
013408	Straus Family Creamery	P.O. Box 768	Marshall	Marin	CA	94940	(415) 663-5464	X			X	X	X	X	X				
141041	Stremicks Heritage Foods	P.O. Box 1945	Santa Ana	Orange	CA	92702	(714) 775-5000	X			X				X				
143010	Stremicks Heritage Foods	P.O. Box 1946	Santa Ana	Riverside	CA	92702	(714) 775-5000	X											
140414	Sun Dairy Co.	5471 San Fernando Road West	Los Angeles	Los Angeles	CA	90039	(818) 409-0117							X					
148664	Sun Valley Dairy	8088 San Fernando Road	Sun Valley	Los Angeles	CA	91352	(818) 504-1775							X					
092047	Super Store Industries (Fairfield)	P.O. Box 2898	Fairfield	Solano	CA	94533	(707) 864-0502	X				X							
072016	Super Store Industries (Turlock)	2600 Spengler Way	Turlock	Stanislaus	CA	95380	(209) 668-1903	X	X			X	X	X	X				
035056	Three Sisters Farmstead Cheese	23801 Road 180	Lindsay	Tulare	CA	92245	(559) 562-2132			X									
080004	Three Twins Ice Cream	419 1st Street	Petaluma	Sonoma	CA	94952	(707) 763-8946								X				
080017	Top O' The Mom Farms	17324 Road 136	Tulare	Tulare	CA	93274	(559) 688-7515	X			X	X							
	Treat Ice Cream Company	11 South 19th Street	San Jose	Santa Clara	CA	95116	(408) 292-9321								X				
140006	Tropicale Foods, Inc.	P.O. Box 2224	Chino	San Bernardino	CA	91710	(909) 635-1000								X				
141481	Unified Grocers, Inc.	5200 Sheila St	Commerce	Los Angeles	CA	90040	(323) 264-5200	X											
	Valley Ford Cheese	P.O. Box 382	Valley Ford	Sonoma	CA	94972	(707) 293-5636											X	
098010	Vella Cheese Co.	P.O. Box 191	Sonoma	Sonoma	CA	95476	(707) 938-3232											X	
032075	Vintage Cheese	P.O. Box 219	Traver	Tulare	CA	93673	(559) 897-4634											X	
093037	Wallaby Yogurt	110 B Mezzatta Ct	American	Napa	CA	94589	(707) 553-1233					X	X						
	We The Pie People	9909 Topanga Cyn Blvd #159	Chatsworth	Los Angeles	CA	91311	(818) 349-1880								X				

23

Handler	Plant Name	Address	City	County	State	Zip Code	Phone Number	Fluid Milk	Buttermilk	Cottage Cheese	Condensed Evaporated Cream, Whipping, Whipped	Eggnog	Sour Cream	Whey Protein Concentrate	Yogurt	Frozen Products	Butter	Nonfat Dry Milk (Human) Cheese	Cream Cheese	Hispanic Cheese
080020	Weirauch Farm & Creamery	300 A Hardin Lane	Petaluma	Sonoma	CA	94954	(707) 347-9401												X	
148477	Whitewave Foods	18275 Arenth Ave	City of Industry	Los Angeles	CA	91748	(818) 810-1775	X			X									
140004	Wonder Ice Cream	1717 Lafayette Street	Santa Clara	Santa Clara	CA	95050	(408) 244-7995									X				
145144	Yoplait USA Inc.	1055 E Sandhill Ave	Carson	Los Angeles	CA	90746	(310) 639-3670								X					

Last Update: February 2015



Real California Cheese Processor List

October 20, 2014

The following is a list of California cheese processors (and other contacts) who are authorized to use the Real California Cheese® seal. Seal use is regulated by the California Milk Producers Advisory Board (CMPAB), an instrumentality of the California Department of Food & Agriculture, as a way of certifying that consumers are purchasing natural cheese made in California exclusively with California milk. All cheesemakers using the seal have undergone a special inspection by the CMPAB. Cheeses listed here are representative, but not inclusive, as new cheeses are being produced by California cheesemakers on a regular basis.

<u>Cheese Company</u>	<u>Plant Number</u>	<u>Brand Name</u>	<u>Styles & Varieties of Cheese/Services</u>
9TH STREET CHEESE, INC. DBA BRAVO FARMS CHEESE 128 North 9th Street Fowler, CA 93625 Phone: 559-834-3222 Fax: 559-834-3223 Email: bravofarm@gmail.com Established 2010 Export, Retail Sales, Viewing	06-148	Bravo Farms Cheese	Cheddar (Plain & Flavored Varieties) Feta Gouda (Dutch Style, Smoked, Vurig, Habanero)
ALIMENTADORA DEL PACIFICO S.A. DE C.V. David Finkelstein, President Calle Uno Pte. 111-3 Tijuana, B.C. Mexico CP22244 Phone: 619-906-7809 (US) Phone: 011-52-664-979-0852 (Mexico) Fax: 011-52-664-647-2264 Email: davidfkn@aol.com Website: www.zahavagroup.com Retail Sales, Foodservice, Export		Zahava Foods Private Label	Cut & Wrap
ALOUETTE CHEESE USA LLC Gilbert Bourgoin, Plant Manager 17575 Valley Blvd. City of Industry, CA 91744 Phone: 626-810-2993 Fax: 626-810-3452 Website: www.alouettecheese.com Email: gilbert.bourgoin@alouettecheese.com	06-13573	Private Label	Cream Cheese

<u>Cheese Company</u>	<u>Plant Number</u>	<u>Brand Name</u>	<u>Styles & Varieties of Cheese/Services</u>
ANGELO & FRANCO THE MOZZARELLA GUYS Anna Maria Della Ripa, Executive Assistant 3441 Jack Northrop Avenue Hawthorne, CA 90250 310-263-0506 Fax: 310-970-9943 Website: www.angeloandfranco.com Email: af@angeloandfranco.com Retail Sales, Foodservice	06-00004M	Angelo & Franco The Mozzarella Guys	Ciliegine Mozzarella
<hr/>			
ARIZA CHEESE COMPANY Fatima Ariza, President 7602 Jackson Street Paramount, CA 90723 Phone: 562-630-4144 Fax: 562-630-4174 Email: maryr@arizacheeseco.com Established 1970 Mail Order	06-3721	Ariza Quesos Ariza Quesos Cotija Private Label	Mexican Varieties: Crema Mexicana Jocoque (Labneh) Monterey Jack (premium grade) Queso Cotija-grated (molido), blocks, wheels Requeson
<hr/>			
BELFIORE CHEESE COMPANY Farr Hariri, President William Loucks, Office Manager 2031-A Second Street Berkeley, CA 94710 Phone: 510-540-5500 Fax: 510-540-5594 Email: info@belfiorecheese.com Website: www.belfiorecheese.com Established 1987	06-111	Belfiore	Bocconcini (Mozzarella) Buratta Farmers Cheese Feta Fior di Latte (Mozzarella) Mascarpone Mozzarella (Loaves) Paneer Ricotta Smoked Mozzarella Traditional Mozzarella
<hr/>			
BELLWETHER FARMS, LLC Liam Callahan, Manager P.O. Box 299 Valley Ford, CA 94972 Phone: 707-763-0993 Fax: 707-763-2443 Email: info@bellwetherfarms.com Website: www.bellwetherfarms.com Established 1986 Mail Order, Web Sales	06-00697	Bellwether Farms	Carmody Crème Fraiche Crescenza Fromage Blanc Ricotta (Jersey, Whole Milk)

<u>Cheese Company</u>	<u>Plant Number</u>	<u>Brand Name</u>	<u>Styles & Varieties of Cheese/Services</u>
CACIQUE INC. Tirso Iglesias, Director of Sales & Marketing Phone: 626-937-3501 Fax: 626-937-3601 Plant: 14940 Proctor, City Of Industry 91744 Office: 14923 Proctor, City of Industry 91746 Mailing: P.O. Box 91330 City of Industry, CA 91715 Customer Service Fax: 626-369-8083 Email: TI3@caciqueinc.com Website: www.caciqueinc.com Established 1973	06-981	Italian Mexican - Cacique Ranchero Cacique	Italian Varieties: Mozzarella Mexican Varieties: Cotija Enchilado Manchego Oaxaca Panela Queso Fresco Caribbean Varieties: Queso Blanco Queso Blanco Fresco
CALIFORNIA POLYTECHNIC UNIVERSITY CREAMERY Dr. Bruce Golden, Department Head Dr. Nana Farkye, Creamery Manager San Luis Obispo, CA 93407 Phone: 805-756-6100 Fax: 805-756-6667 Email: nfarkye@calpoly.edu Website: www.calpolycheese.com Established 1962 Mail Order, Retail Sales, Web Sales	06-3335	San Luis Lace™ Chipotle Jack™	Baby Swiss Baby Swiss (Plain, Lowfat) Cheddar Gouda Natural Smoked Cheddar Natural Smoked Gouda Reduced Fat Baby Swiss
CALIFORNIA SPECIALTY CHEESE Scott Pendergrass, Plant Manager 14253 South Airport Way Manteca, CA 95336 Phone: 209-858-9696 Fax: 209-585-9599 Email: scott@calcheese.com Established 2005	06-007		Cut & Wrap
DAIRY FARMERS OF AMERICA Tom Baker, Plant Manager 600 Trade Way Turlock, CA 95380 Phone: 209-667-9627 Fax: 209-667-4130 Website: www.dfamilk.com Email Sales: ldietrich@dfamilk.com Established 1992	06-0062	Bulk Cheese Producer	Mozzarella Provolone

<u>Cheese Company</u>	<u>Plant Number</u>	<u>Brand Name</u>	<u>Styles & Varieties of Cheese/Services</u>
DAIRY GODDESS FARMSTEAD CHEESE Barbara Martin, Owner 6240 21st Avenue Lemoore, CA 93245 Phone: 559-924-2449 Website: www.dairygoddess.com Email Sales: dairygoddesscheese@gmail.com Established 1992	06-14396	Dairy Goddess: Azores Central Coast Heaven Naked Rosarito The Valley	Fromage Blanc: Roasted Red Pepper - Portuguese Style Santa Maria Seasoning with Dill Chocolate and Hazelnut Au Naturel with a Touch of Salt Mexican Blend Seasoning with Jalapeno Peaches, Almond and Honey

DI STEFANO CHEESE Mimmo Bruno 1485 E. 3rd Street Pomona, CA 91766 Phone: 909-865-8301 Fax: 909-865-5683 Email: mimmo@distefanocheese.com Website: www.distefanocheese.com Established 2009 Mail Order, Retail Sales, Foodservice, Tours/Viewing, Export, Farmstead	06-01857	Di Stefano Cheese:	Burrata Mozzarella Ricotta Mascarpone
---------------------------------------------------------------------------------------------------------------------------------------------------------------------------------------------------------------------------------------------------------------------------------------------------------	----------	---------------------------	------------------------------------------------

DPI SPECIALTY FOODS Russ Blake, General Mgr. of Sales & Mktg. 12360 SW Leveton Drive Tualatin, OR 97062 Phone: 503-692-0662 Fax: 503-454-1960 Email: russ.blake@dpspecialtyfoods.com			Cut & Wrap
---------------------------------------------------------------------------------------------------------------------------------------------------------------------------------------------------------------	--	--	------------

FAGUNDES OLD-WORLD CHEESE John Fagundes, Jr., Partner 8700 Fargo Avenue Hanford, CA 93230-9771 Phone: 559-582-2000 Fax: 559-582-0683 Email: emav@fagundes.net Website: www.oldworldcheese.com Established 1999 Mail Order, Retail Sales, Web Sales, Farmstead, Tours/Viewing	06-14516	Fagundes Old-World Cheese Maria's Queso	Hanford Jack (Plain & Flavored) Hanfordshire Cheddar St. John St. Jorge Mexican Varieties: Cotija Panela Queso Fresco
-------------------------------------------------------------------------------------------------------------------------------------------------------------------------------------------------------------------------------------------------------------------------------------------------------------------	----------	------------------------------------------------	-------------------------------------------------------------------------------------------------------------------------------------------------------

<u>Cheese Company</u>	<u>Plant Number</u>	<u>Brand Name</u>	<u>Styles & Varieties of Cheese/Services</u>
FARMDALE CREAMERY, INC. Norman Shotts, President Michael Shotts, General Manager 1049 West Baseline Street San Bernardino, CA 92411 Phone: 909-889-3002 Fax: 909-888-2541 Email: mshotts@farmdale.net Website: www.farmdale.net Established 1979	06-260	Farmdale Creamery Taco Lada Lada Jack	Cheddar (Regular, Part-Skim) Monterey Jack (Regular, Part-Skim) Mozzarella Pizza Cheese
FISCALINI CHEESE CO. John B. Fiscalini 7206 Kiernan Ave. Modesto, CA 95358 Phone: 209-545-5495 Toll Free: 800-610-FARM Fax: 209-545-5008 Email: john@fiscalinifarms.com Website: www.fiscalinicheese.com Established. 2000 Mail Order , Web Sales, Farmstead, Tours/Viewing (By Appointment Only)	06-54	Fiscalini	Cheddar (Bandage Wrapped) Cheddars (Flavored) Lionza Alpine Style Mozzarella Purple Moon Cheddar San Joaquin Gold Scamorza
GIOIA CHEESE CO., INC Vito Girardi, Owner 1605 Potrero Avenue South El Monte, CA 91733 Phone: 626-444-6015 Fax: 626-444-6019 Email: gioiacheese@hotmail.com No website at this time Established 1993 Mail Order	06-451	Caseificio Gioia	Fresh Italian-Style Cheeses: Burrata (Cream Filled Mozzarella) Burriccotti (Ricotta Filled Mozzarella) Caciocavallo Mascarpone Mozzarella (Water-Packed) Ricotta Scamorza
GOSSNER FOODS Dolores Gossner Wheeler, Pres. & CEO Greg Rowley, Chief Operating Officer Phone: 435-752-9365 Fax: 435-713-6200 Jason Simper, Sales Manager Phone: 435-713-6179 Fax: 435-713-6205 1051 North 1000 West Logan, UT 84321-0847 Viewing	49-61		Cut & Wrap

<u>Cheese Company</u>	<u>Plant Number</u>	<u>Brand Name</u>	<u>Styles & Varieties of Cheese/Services</u>
GOURMET FOODS INTERNATIONAL Todd Druhot 255 Spring Street SW Atlanta, GA 30303 Phone: 404-688-1315 Ext. 7641 Fax: 404-223-6637 Email: tdruhot@atlantafoods.com Website: www.atlantafoods.com			Cut & Wrap
<hr/>			
GREAT LAKES CHEESE OF UTAH Bob Chevalier, Plant Manager Mark Mazur, Marketing 440-834-7321 780 West 1400 South Fillmore, UT 84631 Phone: 435-743-5000 Fax: 435-743-5011 Email: chevalier@greatlakescheese.com	49-49		Cut & Wrap and Shred
<hr/>			
GREENBERG CHEESE COMPANY, INC. Mike Greenberg, President 5743 Smithway Street, Suite 308 Commerce, CA 90040 Phone: 323-727-7735 Fax: 323-727-7941 Email: mike@greenbergcheesecompany.com Website: www.greenbergcheesecompany.com	06-303		Cut & Wrap and Shred
<hr/>			
HILMAR CHEESE COMPANY John J. Jeter, President/CEO Phil Robnett, VP Mktg & Sales-Cheese 9001 North Lander Avenue P.O. Box 910 Hilmar, CA 95324 Phone: 209-667-6076 Fax: 209-634-1408 Visitors Center: 800-577-5772 Email: info@hilmarcheese.com Website: www.hilmarcheese.com Established 1984 Mail Order, Retail Sales, Web Sales, Tours/Viewing	06-50	Bulk Cheese Processor	Bulk Cheese Cheddar Colby Colby Jack Flavored Jacks Fresh Curd Monterey Jack Pepper Jack Queso Chipotle
<hr/>			

<u>Cheese Company</u>	<u>Plant Number</u>	<u>Brand Name</u>	<u>Styles & Varieties of Cheese/Services</u>
JOSEPH GALLO FARMS Michael Gallo, CEO Gene Goetsch, Plant Manager 10561 W. Hwy. 140 P.O. Box 775 Atwater, CA 95301 Phone: 209-394-7984 Fax: 209-394-4988 Email: dbradley@josephfarms.com Website: www.josephfarms.com Established 1983 Farmstead	06-77	Joseph Farms	Artificial Hormone Free Asadero Cheddar (Mild, Medium, Sharp, Extra Sharp, Marbled, Light, White, Longhorn) Colby (Regular, Longhorn) Cut & Wrap and Shred, Slices Gouda Monterey Jack (Regular, Light, Pepper, Marbled) Mozzarella (Low Moisture/Part-Skim) Muenster Premium Extra Sharp Cheddar (3+ yrs. old) Provolone Sliced Cheese (All Varieties)
<hr/> KAROUN DAIRIES CENTRAL VALLEY CHEESE, INC. Anto Baghdassarian, CEO Rostom Baghdassarian, Marketing COO 115 South Kilroy Road Turlock, CA 95380 Phone: 209-664-1080 Fax: 209-664-1001 Customer Service: 888-355-1080 Email: contact@karouncheese.com Website: www.karouncheese.com/ Established 1999 Mail Order, Web Sales Corporate Office Anto Baghdassarian, CEO 13023 Arroyo Street San Fernando, CA 91340 Phone: 818-767-7000 Fax: 818-767-7024	06-619	Karoun Karounette Central Valley Creamery Queso Del Valle Arz	Feta (Mild, Semi Sharp, Sharp, Crumbled & Spiced) Fresh Curd Monterey Jack Mozzarella Mozzarella (Smoked) Mediterranean varieties: Ackawi, California, Frying, Naboulsi, String, Sweet, Syrian, Touma Mexican varieties: Cotija, Oaxaca, Panela, Queso Blanco, Queso Fresco
<hr/> KING CHEESE CORP. Vicken Aghchikian, CEO 229 Railroad Avenue Monrovia, CA 91016 Phone: 626-599-8585 Fax: 626-599-8513 Email: vic@kingcheese.com Website: www.kingcheese.com Established 1986 Retail Sales, Export	06-173		Cut & Wrap

<u>Cheese Company</u>	<u>Plant Number</u>	<u>Brand Name</u>	<u>Styles & Varieties of Cheese/Services</u>
KRAFT FOODS Kiet Tran - Quality Systems Manager 10800 Avenue 184 Tulare, CA 93274 Phone: 559-685-4993 Fax: 559-685-6233 Email: kiet.tran@kraft.com Established 1986 Corporate Headquarters Jon Levy, Sr. Associate Brand Manager 1 Kraft Court Glenview, IL 60025 Phone: 847-646-3766 Fax: 847-646-2314	06-245	Knudsen	Cottage Cheese Sour Cream

LAKEVIEW CHEESE CO. LLC Traci Rushakoff P.O. Box 60426 Boulder City, NV 89006 Phone: 702-233-2439 Fax: 702-384-2439 Email: traci@lakeviewcheese.com Established 2009			Cut & Wrap
--------------------------------------------------------------------------------------------------------------------------------------------------------------------------------------------------	--	--	------------

LEPRINO FOODS COMPANY Steve Fritzier, Plant Manager 2401 MacArthur Drive Tracy, CA 95376-1057 Phone: 209-835-8340 Fax: 209-835-0828 Established 1975	06-69	Leprino QLC®	Mozzarella Shred/Dice
-------------------------------------------------------------------------------------------------------------------------------------------------------------------------------	-------	--------------	--------------------------

LEPRINO FOODS COMPANY Robert Tuttrup, Lemoore West VP & GM 351 No. Belle Haven Drive Lemoore, CA 93245 Phone: 559-925-7300 Fax: 559-925-7388	06-55	Leprino QLC® Ribbon™	Block Gas Flushed Shred/Dice Mozzarella
--------------------------------------------------------------------------------------------------------------------------------------------------------------------	-------	-------------------------	-----------------------------------------------

LEPRINO FOODS COMPANY David Dierking, Plant Manager 490 F Street Lemoore, CA 93245-2661 Phone: 559-924-7722 Fax: 559-924-7765 Established 1986	06-33	Leprino QLC®	Mozzarella Shred/Dice
-------------------------------------------------------------------------------------------------------------------------------------------------------------------------	-------	--------------	--------------------------

<u>Cheese Company</u>	<u>Plant Number</u>	<u>Brand Name</u>	<u>Styles & Varieties of Cheese/Services</u>
LEPRINO FOODS COMPANY Corporate Headquarters 1830 West 38 th Avenue Denver, CO 80211-2200 Phone: 303-480-2600 Fax: 303-480-2605 Derek Friedman, VP Marketing & New Business Development Email: dfriedman@leprinofoods.com Kevin Burke, SVP Global Business Development Email: kburke@leprinofoods.com Website: www.leprinofoods.com			
LOLETA CHEESE COMPANY Robert Laffranchi, President Carol Laffranchi, VP Sales & Marketing Marsha Lee, Sales – Linda Markin, Off. 252 Loleta Drive Loleta, CA 95551 Phone: 707-733-5470 Phone 2: 707-733-5473 Customer Service: 800-995-0453 Fax: 707-733-1872 Email: info@loletacheese.com Website: www.loletacheese.com Established 1982 Mail Order, Retail Sales, Web Sales, Viewing	06-123	Loleta Cheese	Cheddar (Plain & Flavored Varieties) Feta Flavored Varieties Fontina Havarti (Plain & Flavored Varieties) Monterey Jack (Plain & Flavored Varieties) Organic Cheddars Organic Jacks Queso Fresco Swiss
LOS ALTOS FOOD PRODUCTS, INC. Alin Andrade, COO Corin Andrade, CFO 450 Baldwin Park Boulevard City of Industry, CA 91746 Phone: 626-330-6555 Fax: 626-330-6755 Email: alin@losaltosfoods.com Email: corin@losaltosfoods.com Website: www.losaltosfoods.com Established 1988	06-419	Los Altos La Cubeta	Mexican Varieties: Adobera Cincho Cotija Cotija Enchilado Crema Mexicana Del Rancho Oaxaca Panela Queso Quesadilla Queso Fresco Requeson
MARATHON CHEESE Mike Mathias, Corp. VP of Sales & Mktg. 3000 NW Marathon Way Mountain Home, ID 83647 Corp. Headquarters Phone: 715-443-2211 Mountain Home Plant Phone: 208-587-0067 Fax: 208-587-0468 Email: mmathias@mcheese.com	16-22		Cut & Wrap

<u>Cheese Company</u>	<u>Plant Number</u>	<u>Brand Name</u>	<u>Styles & Varieties of Cheese/Services</u>
MARIN FRENCH CHEESE COMPANY Zachary Pass, National Sales Director 7500 Red Hill Road Petaluma, CA 94952 Phone: 707-762-6001 Fax: 707-762-0430 Toll Free: 800-292-6001 Email: Zack or Cheri @marinfrenchcheese.com Website: www.marinfrenchcheese.com Established 1865 Mail Order, Retail Sales, Web Sales, Tours/Viewing	06-668	Marin French Cheese	Brie (Plain and Flavored) Camembert Petite Blue Petite Breakfast Petite Camembert Petite Crème Quark (Plain and Flavored) Schiöss Triple Crème Brie Triple Crème Brie with Truffles

MARQUEZ BROTHERS INTERNATIONAL, INC. Manny Cuevas, Regional Director 5801 Rue Ferrari San Jose, CA 95138 Phone: 408-960-2700 Toll Free: 800-858-1119 Fax: 408-960-3321 Website: www.marquezbros.com Established 1981	06-899	El Mexicano Rancho Grande Vaquero Cinco Volcanes El Centroamericano	Mexican Varieties: Asadero Baby Jack Cotija Manchego Menonita Monterrey Jack (Monterey) Oaxaca Paneja Queso Anejo Enchilado Queso Fresco Casero Queso Fresco Cremoso Queso Quesadilla Requeson Sierra Cremoso
Plant: No Correspondence, Please 179 S. 11th Avenue Hanford, CA 93230	06-299		Central American Varieties: Cuajada Quesillo Queso Cremoso Queso Duro Blando Queso Fresco Queso Seco

MATOS, JOE CHEESE FACTORY Joe Matos, President 3669 Llano Road Santa Rosa, CA 95407 Phone: 707-584-5283 (Plant Orders) Fax: 707-585-7871 Established 1983 Mail Order, Farmstead	06-258	St. George	St. George
-------------------------------------------------------------------------------------------------------------------------------------------------------------------------------------------------------------	--------	------------	------------

<u>Cheese Company</u>	<u>Plant Number</u>	<u>Brand Name</u>	<u>Styles & Varieties of Cheese/Services</u>
NERY'S USA, INC. Comercial Targa, S.A. De C.V. Blvd. Insurgentes No. 19801 Col. Guaycura, Tijuana, Mexico 22216 011-52-6646-256727 Corporate Headquarters John Cathcart 9925 Airway Road San Diego, CA 92154-7932 Phone: 619-616-2124 Fax: 619-616-2976			Cut & Wrap
NICASIO VALLEY CHEESE COMPANY, INC. Scott Lafranchi, Cheesemaker Rick Lafranchi, Contact Person 5300 Nicasio Valley Road Nicasio, CA 94946 Phone: 415-451-3500 Phone 2: 415-662-6200 Fax: 415-451-3505 Email: lafranchi4@aol.com Website: www.nicasiocheese.com Established 2010 Retail Sales, Web Sales, Tours/Viewing, Farmstead/Organic	06-4845	Black Mountain Foggy Morning Formagella Halleck Creek Nicasio Reserve Nicasio Square	Organic Bloomy Rind Organic Fresh Cow's Milk Cheese Organic Semi Soft Ripening Cheese Organic Swiss Italian Aged Mountain Cheese Organic Swiss Italian Mountain Cheese Organic Washed Rind
OAKDALE CHEESE & SPECIALTIES John Bulk, Vice President 10040 Highway 120 Oakdale, CA 95361 Phone: 209-848-3139 Fax: 209-848-1162 website: www.oakdalecheese.com Established 1983 Mail Order, Retail Sales, Web Sales, Tours/Viewing	06-150	Oakdale Cheese and Specialties	Edam Flavored Curds Fresh Curd Gouda Aged Mild Cumin Garlic Garlic Basil Garden Herbs Jalapeño Peppers Mediterranean Mustard Pepper Mix Greek Smoked Quark Plain, Flavored White Cheddar

<u>Cheese Company</u>	<u>Plant Number</u>	<u>Brand Name</u>	<u>Styles & Varieties of Cheese/Services</u>
ORLAND FARMSTEAD CREAMERY, LLC Paul Schmidt, Owner 4721 Road L Orland, CA 95963 Phone: 530-865-2912 Established 2009 Foodservice, Retail Sales, Farmstead	06-07075M	Orland Farmstead Creamery	Feta Plain Tomato & Oregano Fromage Blanc Artichoke Cranberry & Walnut Mango Plain Tomato & Pesto Mozzarella Queso Fresco Jalapeno Plain Ricottage Garlic & Dill Plain
PACIFIC CHEESE COMPANY - RENO Steve Gaddis, President Bob Leonard, Sr. Vice President, Sales Peter Ernster Jr., Vice President, Sales 8950 Double Diamond Parkway Reno, NV 89521 Phone: 775-852-7200 Fax: 775-852-7321 Email: info@pacificcheese.com Website: www.pacificcheese.com	32-101		Cut & Wrap Slices/Shreds
PACIFIC CHEESE COMPANY- TEXAS Doug Pedersen, Plant Manager 8850 N E 24th Avenue Amarillo, TX 79108 Phone: 806-383-7255 Fax: 806-383-7251 Email: info@pacificcheese.com Website: www.pacificcheese.com Established: 2009			Cut & Wrap
PACIFIC CHEESE COMPANY Corporate Headquarters Steve Gaddis, President Bob Leonard, Sr. Vice President, Sales Peter Ernster Jr., Vice President, Sales 21090 Cabot Blvd P.O. Box 56598 Hayward, CA 94545-6598 Phone: 510-784-8800 Fax: 510-784-8846 Email: info@pacificcheese.com Website: www.pacificcheese.com Established 1970			

<u>Cheese Company</u>	<u>Plant Number</u>	<u>Brand Name</u>	<u>Styles & Varieties of Cheese/Services</u>
PACIFIC GOLD MILK PRODUCTS, INC. Barry Murphy, President Leona Perreira, Office Manager 6625 2nd Street P.O. Box 1415 Riverbank, CA 95362 Phone: 209-863-8650 Fax: 209-863-0420 Email: barry or leona @pacificgoldcreamery.com Website: www.pacificgoldcreamery.com Established 2013 Foodservice, Export	06-02303	Artemis® Grazia® Private Label	Cheddar Feta Fresh Mozzarella Monterey Jack Ricotta
PARIS BROTHERS, INC. Sam Paris 8800 N. E. Underground Drive Kansas City, MO 64161 Phone: 816-455-4188 Ext. 5505 Fax: 816-455-6538 Email: sjparis@parisbrothers.com			Artisan Cheeses - All Styles Cut & Wrap
PEDROZO DAIRY & CHEESE CO. Tim & Jill Pedrozo, Owners 7713 County Road 24 Orland, CA 95963 Phone: 530-514-3837 Fax: 530-865-9548 tim@realfarmsteadcheese.com Website: www.realfarmsteadcheese.com Established 1999 Mail Order, Retail Sales, Foodservice, Web Sales, Farmstead Tours/Viewing (By Appointment Only)	06-243	Pedrozo Dairy & Cheese	Black Butte Reserve Raw Milk Farmstead Semi-Firm Flavored Varieties Blondies Best Bubbly Cow (Sparkling Wine Soaked) Northern Gold Garlic Herb Peppercorn Red Pepper Traditional Stout Cow (Stout Soaked) Tippy Cow (Wine Soaked)
PELUSO CHEESE Joseph Reynoso, President 429 H Street Los Banos, CA 93635 Phone: 209-826-3744 Fax: 209-826-6782 Email: liz@pelusocacheese.com Established 1919	06-125	Tomales Bay Hacienda Peluso	Hispanic-Style Cheeses Teleme Monterey Jack

<u>Cheese Company</u>	<u>Plant Number</u>	<u>Brand Name</u>	<u>Styles & Varieties of Cheese/Services</u>
PETERSON COMPANY, THE George & Chuck Lyden, Owners Lynn Throssell, VP of Sales & Marketing Sonia Chandwaney, Director of Marketing 1102 "D" Street N. E. Auburn, WA 98002 Phone: 800-735-0313 Fax: 253-833-7945 Scott Williams, Director of Logistics Email scott@petersoncheese.com Website: www.petersoncheese.com			Cut & Wrap
POINT REYES FARMSTEAD CHEESE CO. Jill Giacomini Basch, Marketing P.O. Box 9 14700 State Hwy 1 Pt. Reyes, CA 94956 Phone: 415-663-8880 Fax: 415-663-8881 Email: info@pointreyescheese.com Website: www.pointreyescheese.com Established 2000 Mail Order, Web Sales, Farmstead	06-121	Original Blue™ Point Reyes	Blue Cheese Toma
QUESERIA MICHUACAN CHEESE CO. Nicolas Muniz, Owner 9701 West Road Redwood Valley, CA 95470 Phone: 707-485-0579 Fax: 707-485-5754 Email: qmcheeseco@yahoo.com Established 1987 Retail Sales	06-227	Queseria Michoacan	Queso Fresco Requeson Soft Ripened Cheese
QUESO SALAZAR Rico Millan, Owner 512 Apple Hill Drive Brentwood, CA 94513 Phone: 925-997-8385 Phone 2: 925-206-6431 Fax: 925-206-6431 Email: quesosalazar@ymail.com Plant (No Correspondence, Please) 420 Beatrice Court - F Brentwood, CA 94513 Established 2009 Retail Sales	06-03447	Queso Salazar	Queso Fresco Oaxaca (Asadero)

<u>Cheese Company</u>	<u>Plant Number</u>	<u>Brand Name</u>	<u>Styles & Varieties of Cheese/Services</u>
RIZO-LOPEZ FOODS, INC Edwin Rizo, President 201 S. McClure Road Modesto, CA 95357 Toll Free: 800-626-5587 Fax: 209-232-3789 Established 1990 Mail Order	06-10515	Don Francisco	Cotija Fresh Mozzarella Mozzarella Oaxaca Panela Quesco Fresco Queso Para Freir Requeson Ricotta
<hr/>			
ROMA of Minnesota James P. Gohl 625 Division Street North Rice, MN 56367 Phone: 320-393-5254 Fax: 320-393-2800 Email: jgoahl@pfgc.com			Cut & Wrap
<hr/>			
RUMIANO CHEESE COMPANY Baird Rumiano, President John Rumiano, Vice President <u>Production & Manufacturing</u> 511 Ninth Street or P.O. Box 305 Crescent City, CA 95531 Phone: 707-465-1535 Toll Free: 866-EAT-CHEESE (328-2433) Fax: 707-465-4141 <u>Sales & Distribution</u> 1629 County Road E or P.O. Box 863 Willows, CA 95988 Phone: 530-934-5438 Fax: 530-934-5114 Email: joby@rumianocheese.com Website: www.rumianocheese.com www.facebook.com/rumianocheese Established 1921 Mail Order, Web Sales	06-2384	Rumiano Willow Maid California Mission Classic Jack's California Premium Landmark Rumiano Family Organic	Non-GMO Verified & American Humane Certified Organic Cheese Bulk Cheese Asadero Calico (Co-Jack) Cheddar, Colby, Colored (Chipotle) Fontina Havarti Longhorn (Cheddar, Colby, Calico) Monterey Jack (Jalapeno Jack, Habanero, Jack, Sicilian Jack, Lavender Jack, Pesto Jack, Garlic Jack, Caraway Jack) Mozzarella (Whole Milk & Part Skim) Muenster Organic Cheddar & Other Varieties Queso Quesadilla Reduced Fat Cheese (Cheddar, Monterey Jack Calico, Asadero, Quesadilla) Smoked Cheese (Monterey Jack, Cheddar, Mozzarella, Dry Jack)
<hr/>			
RUMIANO CHEESE COMPANY John Rumiano, Manager Duane Walker – 415-479-1293 Email: duwsm@sbcglobal.net P.O. Box 863 1629 County Road E Willows, CA 95988 Phone: 530-934-5438 Fax: 530-934-5114 Email: john@rumianocheese.com Mail Order	06-393		Cut & Wrap Slicing Full Line Foodservice Cheese Products Non-GMO and Organic Cheese
<hr/>			

<u>Cheese Company</u>	<u>Plant Number</u>	<u>Brand Name</u>	<u>Styles & Varieties of Cheese/Services</u>
SAPUTO CHEESE USA INC. Bob Timmons, Regional VP Operations 901 East Levin Avenue Tulare, CA 93274 Phone: 559-687-9999 Fax: 559-687-9444 Established 1954 Corporate Headquarters Mike Moran, Sr. VP Sales 25 Tri-State International Office Center, Suite 250 Lincolnshire, IL 60069 Phone: 847-267-1100 Fax: 847-267-1110	06-90M	Stella	Mozzarella Provolone

SAPUTO CHEESE USA INC. John Collie, Plant Manager 5611 E. Imperial Highway South Gate, CA 90280 Phone: 562-862-7686 Fax: 562-861-4265 Email: jcollie@saputo.com Established 1946	06-3500	Frigo	String

SAPUTO CHEESE USA INC. R. Gregory Dryer, EVP Ind. & Gov't Relations Clif Young, Plant Manager 1025 E. Bardsley Avenue Tulare, CA 93274 Phone: 559-687-1188 Fax: 559-685-6551 Email: cyoung@saputo.com	06-0605		Cut & Wrap Shred Institutional / Retail

SAPUTO CHEESE USA INC. R. Gregory Dryer, EVP Ind & Gov't Relations Ernie Carreiro, Regional VP Operations 800 E. Paige Avenue Tulare, CA 93274 Phone: 559-687-8411 Fax: 559-687-6330 Email: ecarreiro@saputo.com	06-240	Stella	Mozzarella - All Types Provolone

SAPUTO CHEESE USA INC. Joe Gaglio, Plant Manager 691 Inyo Street Newman, CA 95360 Phone: 209-862-1732 Fax: 209-862-1043 Email: jgaglio@saputo.com	06-91	Stella	Mozzarella Provolone

<u>Cheese Company</u>	<u>Plant Number</u>	<u>Brand Name</u>	<u>Styles & Varieties of Cheese/Services</u>
SCHREIBER FOODS, INC. Rod Balke, Plant Manager Byron Sauer, Team Leader Qlty. Assur. 885 North 600 West Logan, UT 84321 Phone: 435-752-8175 Fax: 435-752-5257 Email: rod.balke@schreiberfoods.com Schreiber Corporate Headquarters Kim Schisel, Director Customer Service 425 Pine Street Green Bay, WI 54307-9010 Phone: 920-455-6073 Fax: 920-455-6079 Email: kim.schisel@schreiberfoods.com	49-0044		Cream Cheese Cut & Wrap and Shred Slice Yogurt
SCHREIBER FOODS, INC. Josh Chapman, Plant Manager Michael Majumdar, Team Lead. Qlty. Assur. 2180 West 6550 North Smithfield, UT 84335 Phone: 435-563-9340 Fax: 435-563-0696 Email: josh.chapman@schreiberfoods.com	49-0041		Cut & Wrap and Shred
SIERRA CHEESE MANUFACTURING COMPANY Charlene Franco, Vice President/Gen. Mgr. Carlos Rivera, Director of Sales Phillip Franco, Sales 916 South Santa Fe Compton, CA 90221 Toll Free: 800-266-4270 Fax: 310-639-1096 E-mail: info@sierracheese.com Website: www.sierracheese.com Established 1955	06-1868	Bulk-Cheese MonteBello Sierra Private Label	Mozzarella (Low Moisture Whole Milk) Mozzarella (Water-Packed, Low Moisture/Part Skim, Smoked) Oaxaca Oaxaca Tiras™ Requeson Ricotta Scamorza String Tuma
SIERRA NEVADA CHEESE CO., INC Ben Gregersen, President 6505 County Road 39 Willows, CA 95988 Phone: 530-934-8660 Fax: 530-934-8670 Email: ben@sierranevadacheese.com Established 1997 Organic, Tours/Viewing (By Appointment Only)	06-325	Farmhouse Gina Marie Sierra Jacks Sierra Nevada Cheese	Organic Cheeses: Organic Cheddar (Pasteurized & Raw) Organic Cream Cheeses Organic Jacks (Traditional, Garlic, Jalapeno, Smokehouse, Raw Creamy Jack, Raw Jalapeno Jack) Natural Cheeses: Cream Cheeses Natural Jacks (Assorted Flavors) Other Varieties Available on Special Order

<u>Cheese Company</u>	<u>Plant Number</u>	<u>Brand Name</u>	<u>Styles & Varieties of Cheese/Services</u>
SPRING HILL JERSEY CHEESE Larry K. Peter, Owner 621 Western Avenue Petaluma, CA 94952 Phone: 707-762-3446 Fax: 707-762-3455 Email: info@springhillcheese.com Email: larry@springhillcheese.com Website: www.springhillcheese.com Established 1998 Mail Order, Web Sales Tours/Viewing (Sept. - Oct. annually)	06-649	Spring Hill Jersey	Cut & Wrap
SPRING HILL JERSEY CHEESE dba PETALUMA CREAMERY Larry Peter, Owner Ritz Guggiana, VP of Sales & Distribution 4235 Spring Hill Road Petaluma, CA 94952 Phone: 707-762-3446 Retail Store Phone: 707-762-9038 Fax: 707-762-3455 E-mail: info@springhillcheese.com Email: larry@springhillcheese.com Email: ritz@springhillcheese.com Website: www.springhillcheese.com Established 1998 Retail Sales, Foodservice, Web Sales, Export, Farmstead Tours/Viewing (Sept. - Oct. annually)	06-7017	Spring Hill Jersey Petaluma Creamery	Cheddar (Plain & Flavored) Colby Dry Jack Fresh Curd Jersey Jack (Plain & Flavored) Mozzarella Old World Portuguese Quark (Plain, Lemon, Garlic, Herb)
VALLEY FORD CHEESE CO. Karen Bianchi-Moreda, Owner P.O. Box 382 Valley Ford, CA 94972 Phone: 707-293-5636 Cust. Service Phone: 707-876-3465 Fax: 707-876-3090 Email: kjerseys@sonic.net Established 2008 Retail Sales, Web Sales, Farmstead	06-18165	Estero Gold Highway 1 Private Label	Italian Farmstead Cheese

<u>Cheese Company</u>	<u>Plant Number</u>	<u>Brand Name</u>	<u>Styles & Varieties of Cheese/Services</u>
VELLA CHEESE COMPANY Chickie Vella 315 E. Second Street Sonoma, CA 95476 Phone: 707-938-3232 Toll Free: 800-848-0505 Fax: 707-938-4307 Email: vella@vellacheese.com Website: www.vellacheese.com Established 1931 Mail Order, Web Sales, Retail Sales, Wholesale Sales	06-5065	Bear Flag Brand Vella Cheese	Asiago Daisy Cheddar (Raw Milk), Plain & Flavored Dry Monterey Jack, Plain & Flavored Varieties Italian Table Cheese Mezzo Secco Monterey Jack, Plain and Flavored Varieties Oro Secco Raw Milk Sharp Cheddar Romanello Dolce Toma
VINTAGE CHEESE COMPANY Ryan Davis, CEO 36005 Highway 99 Traver, CA 93673 Phone: 559-897-4634 Fax: 559-897-4635 Email: ryan@bravofarms.com Website: www.bravofarms.com Established 1995 Retail Sales, Foodservice, Web Sales, Tours/Viewing	06-827	Private Label	Cheddar (white, chipotle, sage, jalapeno, cabernet, garlic) Gouda (regular, smoked) Monterey Jack (regular, smoked, pepper, garlic)
WORLD CLASS DISTRIBUTION, INC. Rafael Anglada 2121 Boeing Way Stockton, CA 95206 Phone: 209-234-7920 Fax: 209-234-7972 Email: ranglada@wcdinc.net	06-296		Cut & Wrap
WORLD CLASS DISTRIBUTION, INC. Paul Mestas / Rafael Anglada 10288 Calabash Avenue Fontana, CA 92335 Phone: 909-574-4140 Fax: 909-356-9825 Email: pmestas@wcdinc.net / ranglada@wcdinc.net Established 2011 Retail Sales	06-03419M	Private Label	Mild Cheddar Monterey Jack



EC1231SA1

Manufacturing: Subject Series: Location of Manufacturing Plants: Employment Size for Subsectors and Industries by U.S., State, County and Place: 2012

2012 Economic Census of the United States

Table Name

Manufacturing: Subject Series: Location of Manufacturing Plants: Employment Size for Subsectors and Industries by U.S., State, County, and Place: 2012

Release Schedule

Data are scheduled to be released in August 2015.

Universe

The universe includes all manufacturing establishments classified in sectors 31-33 with one or more paid employee at any time during the year.

Geography Coverage

Data are shown at the U.S., county, and place levels.

Industry Coverage

Data are shown at the two-, three-, and six-digit North American Industry Classification System (NAICS) level.

Data Items and Other Identifying Records

This file contains data on:

- Number of establishments

Data are also identified by employment-size class.

Sort Order

Data are presented in ascending geography (ST X COUNTY X PLACE) by NAICS code by employment size.

Related Data Files

Data supersede those released in the Industry Series and Geographic Area Series files.

FTP Download

Download the entire table at <http://www2.census.gov/econ2012/EC/sector31/EC1231SA1.zip>

Contact Information

U.S. Census Bureau, Economy Wide Statistics Division
 Data User Outreach and Education Staff
 Washington, DC 20233-6900
 Tel: (800) 242-2184
 Tel: (301) 763-5154
 ewd.outreach@census.gov

Release Date : 08/18/2015

Data based on the 2012 Economic Census. For information on confidentiality protection, sampling error, nonsampling error, and definitions, see Methodology. Data in this file represent those available when this file was created; data may not be available for all NAICS industries or geographies. Data in this table may be subject to employment- and/or sales-size minimums that vary by industry. For information on economic census geographies, including changes for 2012, see the economic census Help Center.

Geographic area name	2012 NAICS code	Meaning of 2012 NAICS code	Meaning of Employment size of establishments code	Year	Number of establishments
California	311513	Cheese manufacturing	All establishments	2012	49
California	311513	Cheese manufacturing	Establishments with 0 to 4 employees	2012	9
California	311513	Cheese manufacturing	Establishments with 5 to 9 employees	2012	5
California	311513	Cheese manufacturing	Establishments with 10 to 19 employees	2012	7
California	311513	Cheese manufacturing	Establishments with 20 to 49 employees	2012	8
California	311513	Cheese manufacturing	Establishments with 50 to 99 employees	2012	3

44

Geographic area name	2012 NAICS code	Meaning of 2012 NAICS code	Meaning of Employment size of establishments code	Year	Number of establishments
California	311513	Cheese manufacturing	Establishments with 100 to 249 employees	2012	9
California	311513	Cheese manufacturing	Establishments with 250 to 499 employees	2012	6
California	311513	Cheese manufacturing	Establishments with 500 to 999 employees	2012	0
California	311513	Cheese manufacturing	Establishments with 1,000 to 2,499 employees	2012	2
California	311513	Cheese manufacturing	Establishments with 2,500 employees or more	2012	0

Source: U.S. Census Bureau, 2012 Economic Census

Note: The data in this file are based on the 2012 Economic Census. To maintain confidentiality, the U.S. Census Bureau suppresses data to protect the identity of any business or individual. The census results in this file contain nonsampling error. Data users who create their own estimates using data from this file should cite the U.S. Census Bureau as the source of the original data only. For the full technical documentation, see Methodology link in above headnote.

Symbols:

D - Withheld to avoid disclosing data for individual companies; data are included in higher level totals

N - Not available or not comparable

For a complete list of all economic programs symbols, see the Symbols Glossary