

FGIS Financial Overview

Grain Inspection Advisory Committee
December 2021

Denise Ruggles
FGIS Executive Program Analyst

Overview

- FY 2021 Financial Postings
<https://www.ams.usda.gov/reports/fgis-financial-data>
- User Fees Revenue and Obligations by Account
- Fee Reviews and Federal Registers

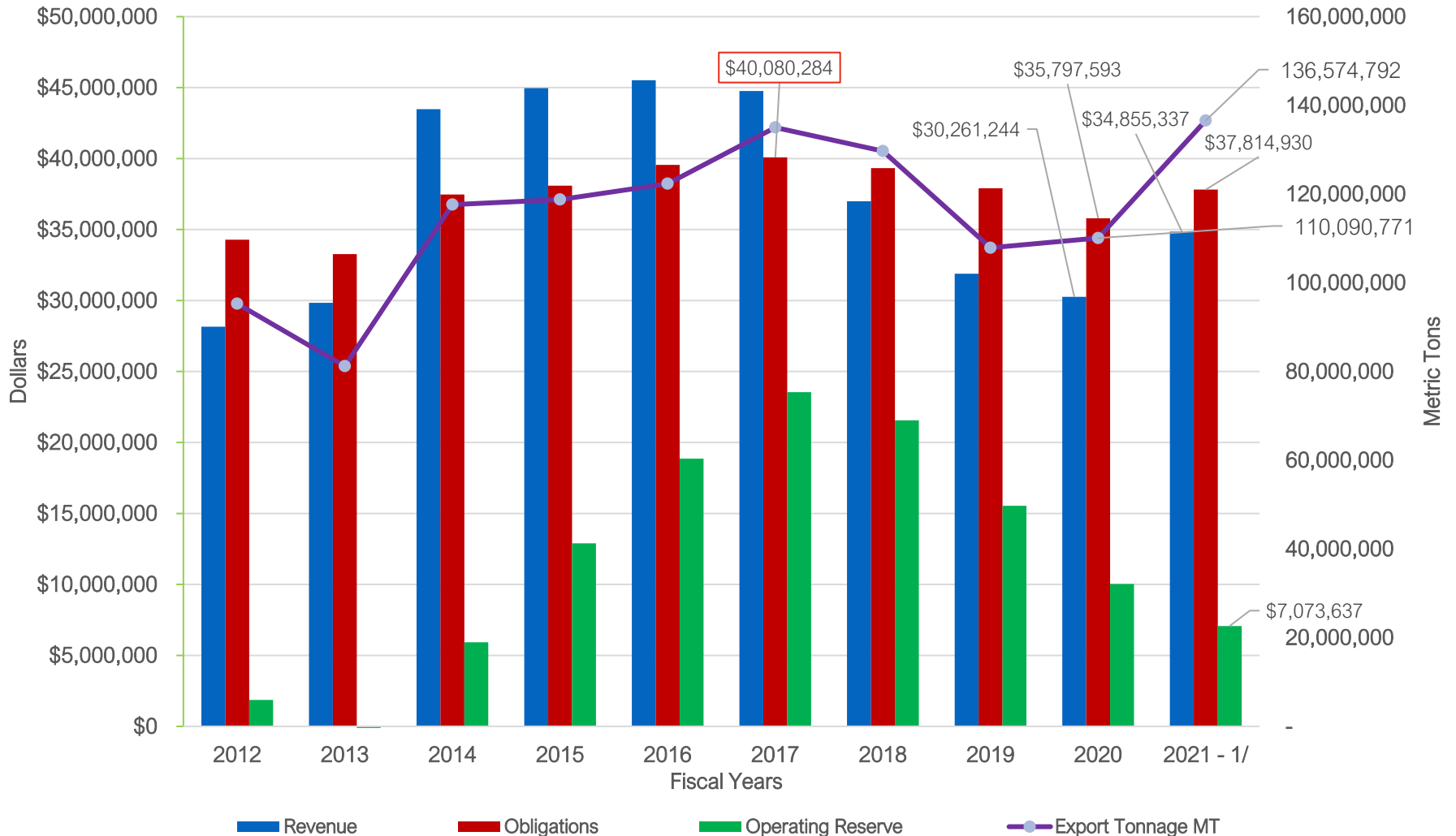
Fiscal Year 2021

FGIS User Fee Accounts				
	Revenue	Obligations	Earnings / Loss	Operating Reserve
U.S. Grain Standards Act				
Inspection & Weighing	\$34,855,337	\$37,814,930 ¹	-\$2,959,593	\$7,073,637
Official Agencies	\$1,685,648	\$1,369,123	\$316,525	\$2,042,268
Agricultural Marketing Act				
Rice	\$2,977,084	\$5,322,468	-\$2,345,384	\$5,245,674
Commodities	\$2,323,555	-\$22,981 ¹	\$2,346,536	\$1,843,381
Fiscal Year 2021 Total	\$41,841,624	\$44,483,540	-\$2,641,916	\$16,204,960
<p>¹ FY21 \$5.07 million of obligations reimbursed with CARES Act funding.</p> <p>Note: This is a cumulative fiscal year report with a starting date of October 1 through the reported quarter.</p> <p>Dated: 11/22/2021</p>				

Fiscal Year 2021 Inspection and Weighing

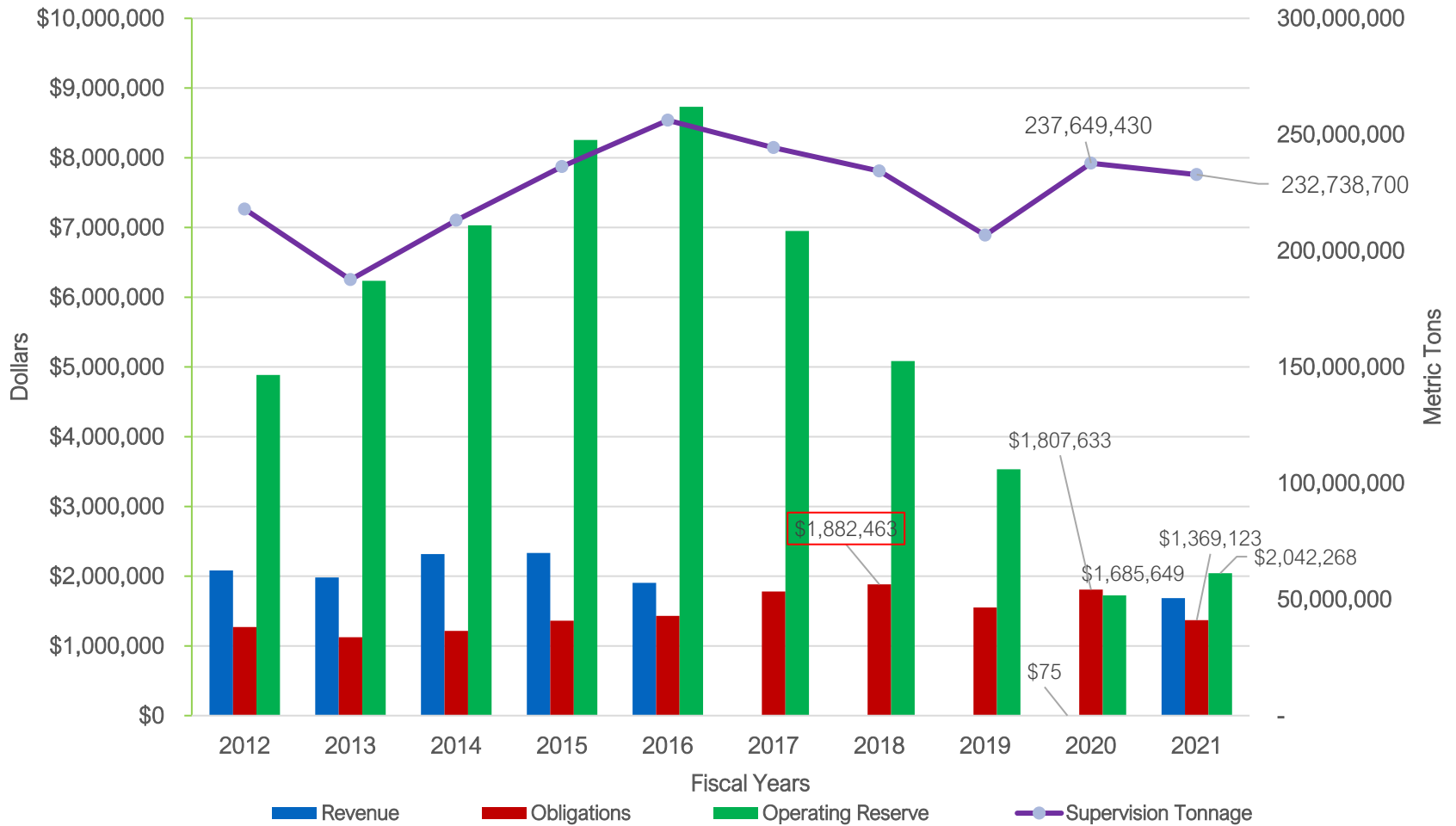
Inspection & Weighing Program				
	Revenue	Operating Expense	Earnings / Loss	Metric Tons
National	\$7,039,086	\$6,687,477	\$351,609	136,574,792
Field Offices				
Portland Field Office	\$349,294	\$610,928	-\$261,634	4,136,482
Toledo Field Office	\$144,437	\$182,736	-\$38,299	1,154,856
New Orleans Field Office	\$1,476,389	\$1,268,285	\$208,104	72,482,289
League City Field Office	\$788,908	\$444,041	\$344,867	12,877,525
Export Hourly & Inspection Fees	\$24,324,832	\$26,980,832 ¹	-\$2,656,001	n/a
Non-Export Hourly & Inspection Fees²	\$732,391	\$1,640,630	-\$908,239	n/a
Program Total	\$34,855,337	\$37,814,930	-\$2,959,593	n/a
<p>¹FY21 \$2.471 million of obligations reimbursed with CARES Act funding.</p> <p>²Includes revenue and operating expenses for domestic field offices, scale testing programs, registration program, and Technology & Science Division.</p> <p>Dated: 11/22/2021</p>				

Historical Graph of Inspection and Weighing Account

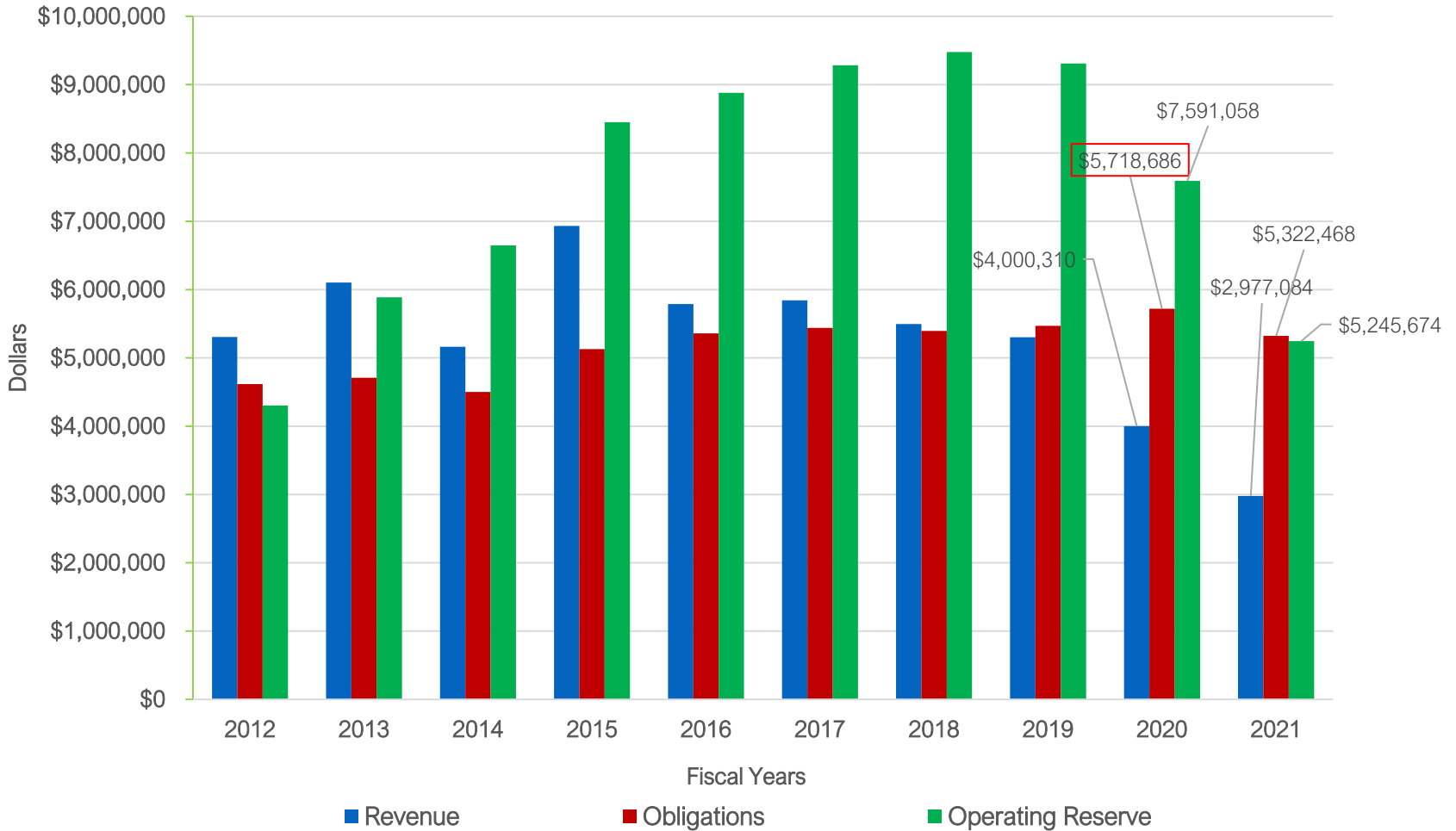


¹ FY21 \$2.471 million of obligations reimbursed with CARES Act funding.

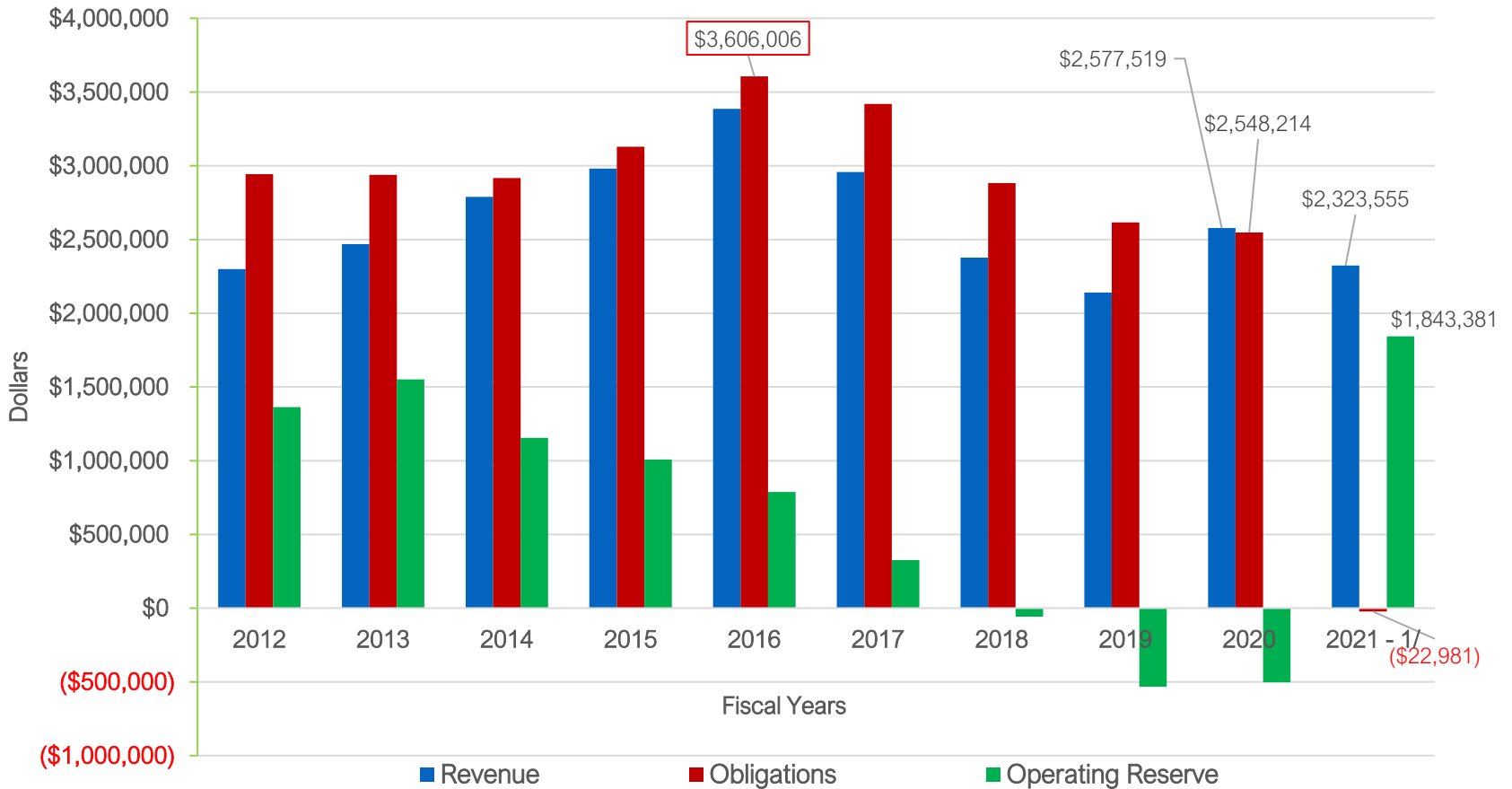
Historical Graph - Supervision of OAs Account



Historical Graph - Rice Inspection Account



Historical Graph - Commodity Inspection Account



¹ FY21 \$2.6 million of obligations reimbursed with CARES Act funding.

Fee Reviews

Grain Inspection & Weighing Fees – 86 FR 1475 dated 01/08/2021, published a 5% grain fees increase notice for Grain Fees for Official Inspection and Weighing Services Under the United States Grain Standards Act (USGSA) that were effective on January 1, 2021. FGIS is preparing the fee notification for fees effective on January 1, 2022.

Grain Supervision Fees – 86 FR 49466 dated 09/03/2021, published the reduced supervision tonnage fee of \$0.004 per ton. FGIS is preparing the fee notification for fees effective on January 1, 2022.

In accordance with Section 800.71(c) FGIS will perform a periodic review [sometimes referred to “right sizing the fees”] and adjust all fees as necessary to ensure they reflect the true cost of providing official service.

Rice Inspection Fees - 86 FR 20476 dated 04/20/2021, published the FY2022 fees effective 10/01/2021. FGIS is preparing the fee notification for FY2023 fees effective on October 1, 2022.

Commodity Inspection Fees – FGIS continues to review the commodity account and implementing cost saving measures, where possible. FGIS is drafting a plan to adjust the commodity fees to cover costs.

FGIS is also reviewing the percentage assessed to AMA Cooperators for program oversight to ensure the appropriate fees are assessed.

Questions

