




Agricultural Marketing Service  
U.S. DEPARTMENT OF AGRICULTURE



# FGIS Financial Overview



# Fiscal Year 2022 Second Quarter

FGIS User Fee Accounts				
	Revenue	Obligations	Earnings / Loss	Operating Reserve
<b>U.S. Grain Standards Act</b>				
Inspection & Weighing	\$16,804,601	\$18,639,129	-\$1,834,528	\$5,239,108
Official Agencies	\$383,040	\$620,933	-\$237,893	\$1,804,375
<b>Agricultural Marketing Act</b>				
Rice	\$1,603,661	\$2,836,308	-\$1,232,647	\$4,013,028
Commodities	\$1,014,160	\$1,381,541	-\$367,381	\$1,476,000
<b>Fiscal Year 2022 Total</b>	<b>\$19,805,462</b>	<b>\$23,477,911</b>	<b>-\$3,672,449</b>	<b>\$12,532,511</b>

Obligations contains some full year obligations to support the program during fiscal year 2022 (such as rent, communications, utilities, annual maintenance contracts).

Note: This is a cumulative fiscal year report with a starting date of October 1 through the reported quarter.



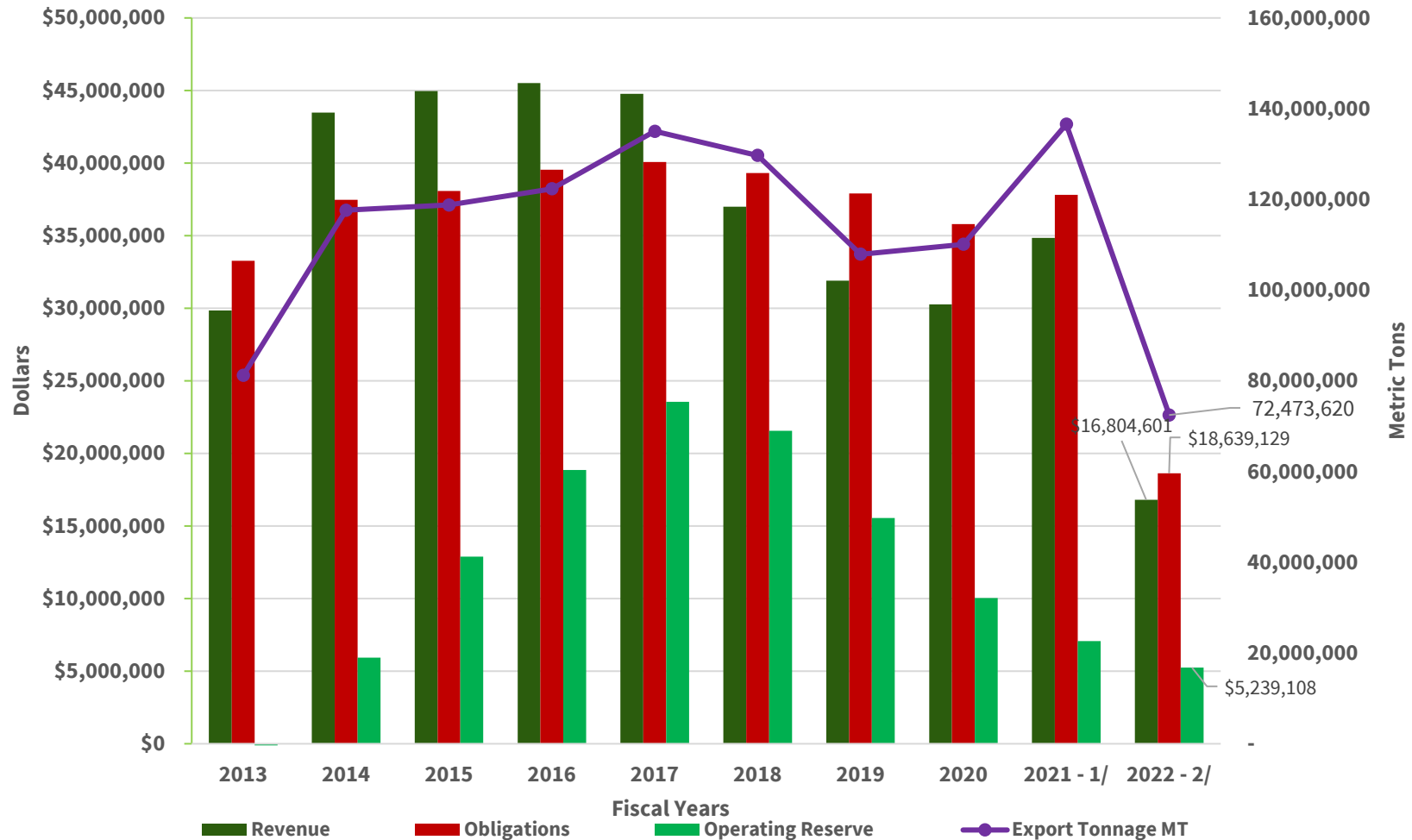
# Grain Inspection and Weighing Program Historical Operating Reserve

(Millions of Dollars)

Category	FY 17	FY 18	FY 19	FY 20	FY 21
Revenue	\$44.76	\$37.00	\$31.89	\$30.26	\$34.86
Obligations	\$40.08	\$39.32	\$37.91	\$35.80	\$37.81
Annual Surplus or (Deficit)	\$4.68	(\$2.33)	(\$6.02)	(\$5.54)	(\$2.96)
Operating Reserve (OR)	\$23.55	\$21.56	\$15.54	\$10.03	\$7.07
Months OR	7.1	6.6	5.0	3.4	2.2

Figures may not sum due to rounding and adjustments of prior year obligations. Program goal is to maintain not less than 3 and not more than 6 months, with adjustment at 4.5 months in accordance with 7 CFR 800.71(b)(3).

# Historical Graph - Inspection and Weighing Program



<sup>1</sup> FY21 \$2.471 million of obligations reimbursed with CARES Act funding.

<sup>2</sup> FY22 revenue and obligations through quarter 2.



# Supervision of Official Agencies (OA) Historical Operating Reserve

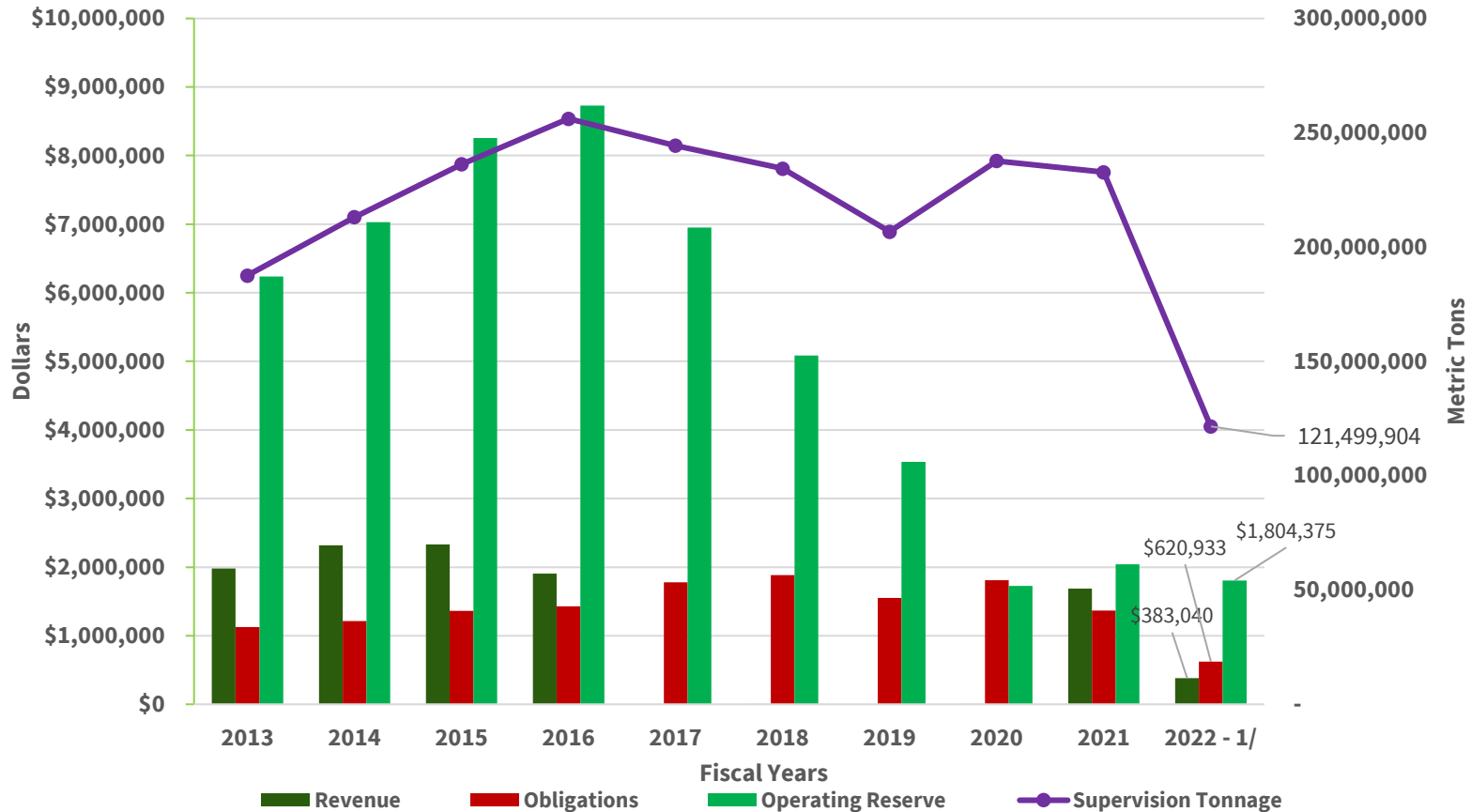
(Millions of Dollars)

Category	FY 17	FY 18	FY 19	FY 20	FY 21
Revenue	\$0.00	\$0.00	\$0.00	\$0.00	\$1.69
Obligations	\$1.78	\$1.88	\$1.55	\$1.81	\$1.37
Annual Surplus or (Deficit)	(\$1.78)	(\$1.88)	(\$1.55)	(\$1.81)	\$0.32
Operating Reserve (OR)	\$6.95	\$5.08	\$3.53	\$1.73	\$2.04
Months OR	47	32	27	11	18

Figures may not sum due to rounding and adjustments of prior year obligations.

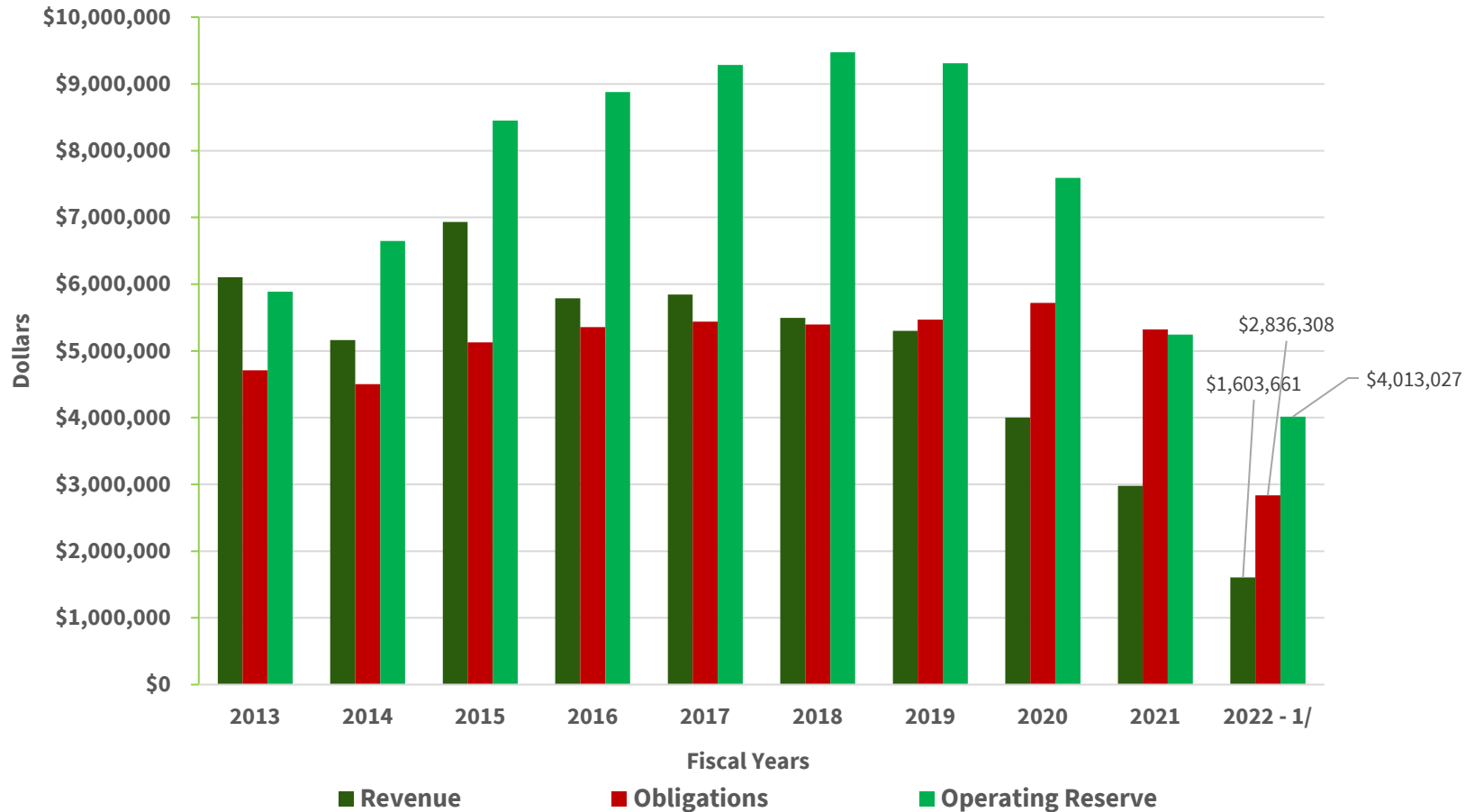
Program goal is to maintain not less than 3 and not more than 6 months in accordance with 7 CFR 800.71(b)(2)(i).

# Historical Graph - Supervision of OAs Program



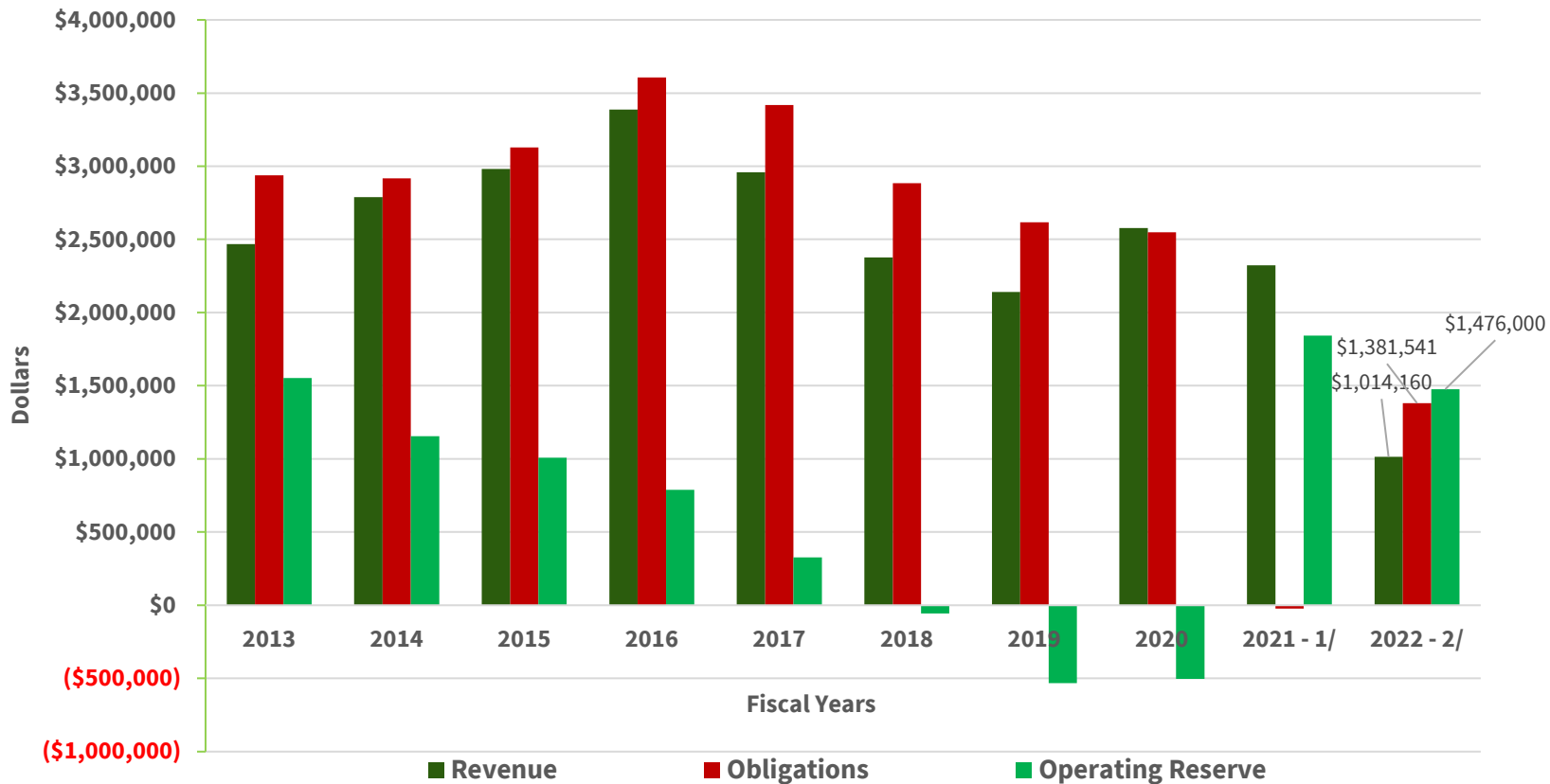
<sup>1</sup> FY22 revenue and obligations through quarter 2.

# Historical Graph - Rice Inspection Program



<sup>1</sup> FY22 revenue and obligations through quarter 2.

# Historical Graph - Commodity Inspection Program



<sup>1</sup> FY21 \$2.6 million of obligations reimbursed with CARES Act funding.

<sup>2</sup> FY22 revenue and obligations through quarter 2.





## Fees Assessed

- Grain Inspection and Weighing Program - Fees for grain inspection and weighing services in the United States and Canada - As published in section 800.71(a)(1) of the regulations under the United States Grain Standards Act, as amended. The fees are reviewed annually, and the current fee schedule became effective February 1, 2022
- Supervision of Official Agencies Program - Fees for supervision of grain inspection and weighing services in the United States - As published in section 800.71(a)(2) of the regulations under U.S. Grain Standards Act, as amended. The fees are reviewed annually, and the assessment of the supervision fee is currently suspended effective February 1, 2022.
- Rice Inspection Program - Fees for rice inspection services - As published in section 868.91 of the regulations under the Agricultural Marketing Act of 1946. The fees are reviewed annually, and the current fee schedule became effective October 1, 2021.
- Commodity Inspection Program – Fees for commodity inspection services and laboratory tests - As published in section 868.90 of the regulations under the Agricultural Marketing Act of 1946. The fees are under review and the current fee schedule for certain Federal inspection services was effective date is May 4, 2001, and fees for laboratory tests was effective date is February 12, 2004.



Agricultural Marketing Service  
U.S. DEPARTMENT OF AGRICULTURE



# Questions