



Agricultural Marketing Service

Creating Opportunities for American Farmers and Businesses

Grain Inspection Advisory Committee Meeting

Quality Assurance and Compliance Division

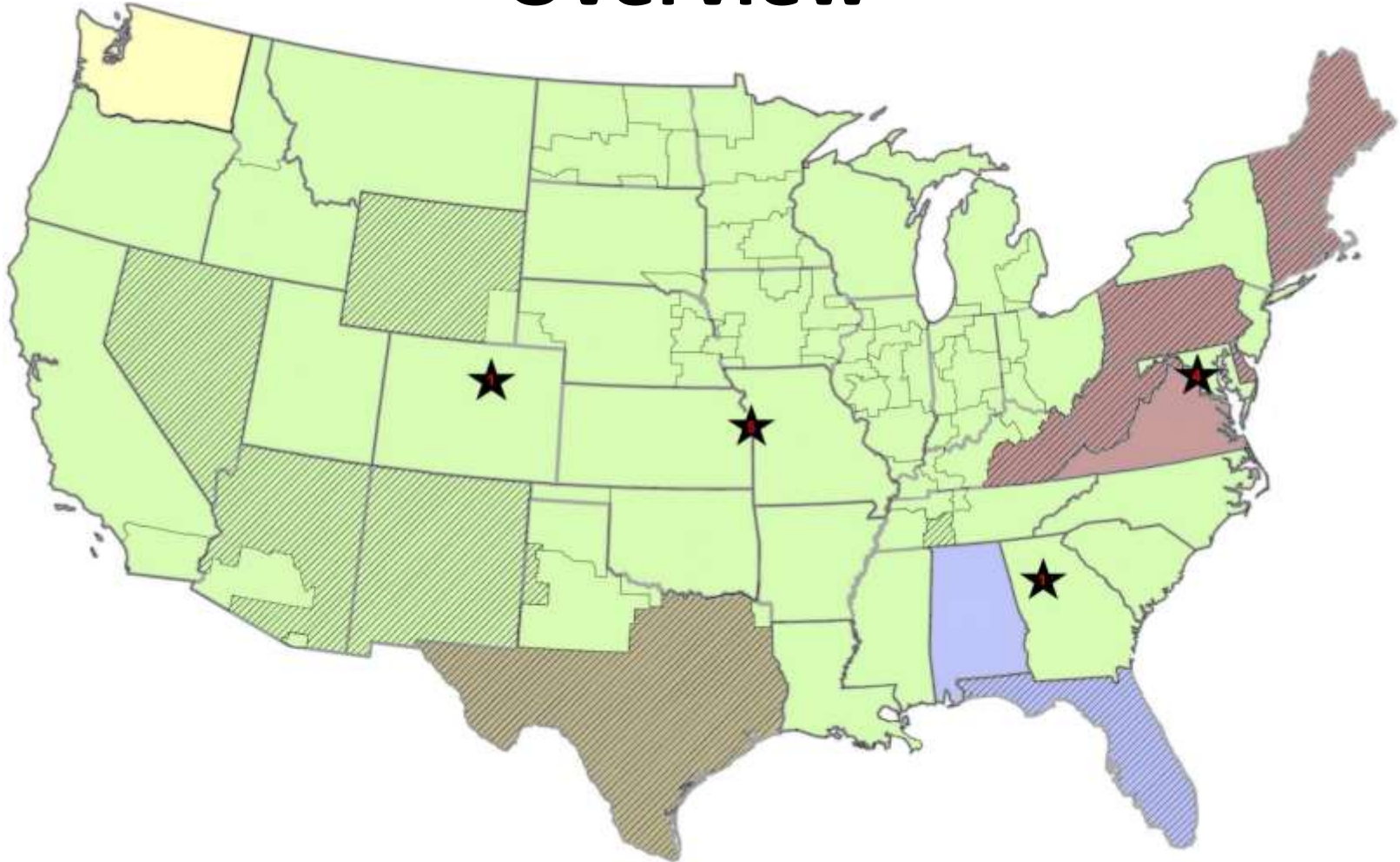
Karen Guagliardo, Director

September 2018

Outline

- Overview
- Reviews/Audits
- Quality Management Program
- Investigations
- Exceptions Programs
- Boundary Review
- Delegation Documents

Overview

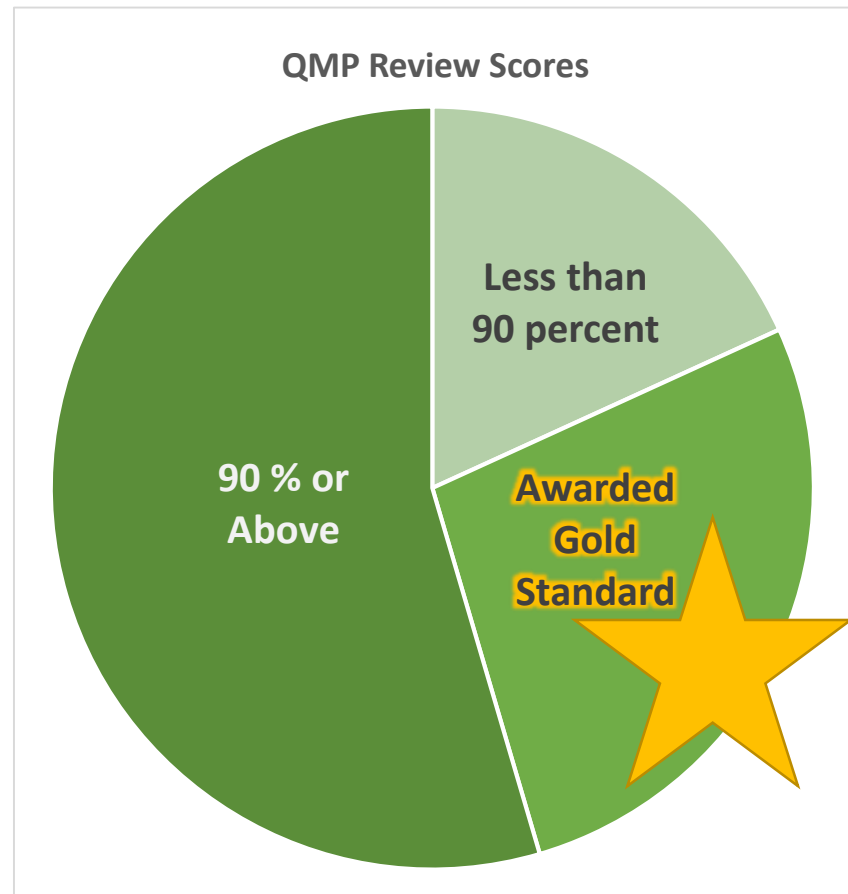


Overview

- Audit FGIS Operations
- Authorize Official Service Providers
- Investigate Violations
- Register Exporters
- Manage Quality Program
- Analyze Quality Data

Reviews/Audits

- Synopsis
- Scores
- Gold Standard



Quality Management Program

- History
- Continuous Improvement
 - Pilot – Complete
 - Standard – Complete
 - Internal Audit Guidance
 - Training
 - Audit Cycle
 - New Handbook



Investigations

Reporting Violations of the USGSA or AMA

Official personnel are required to report any violations of statutes, policies, procedures or instructions.

Including:

- program activities
- bribes
- assaults
- misconduct

HOTLINE
800-998-3447



Exceptions Programs



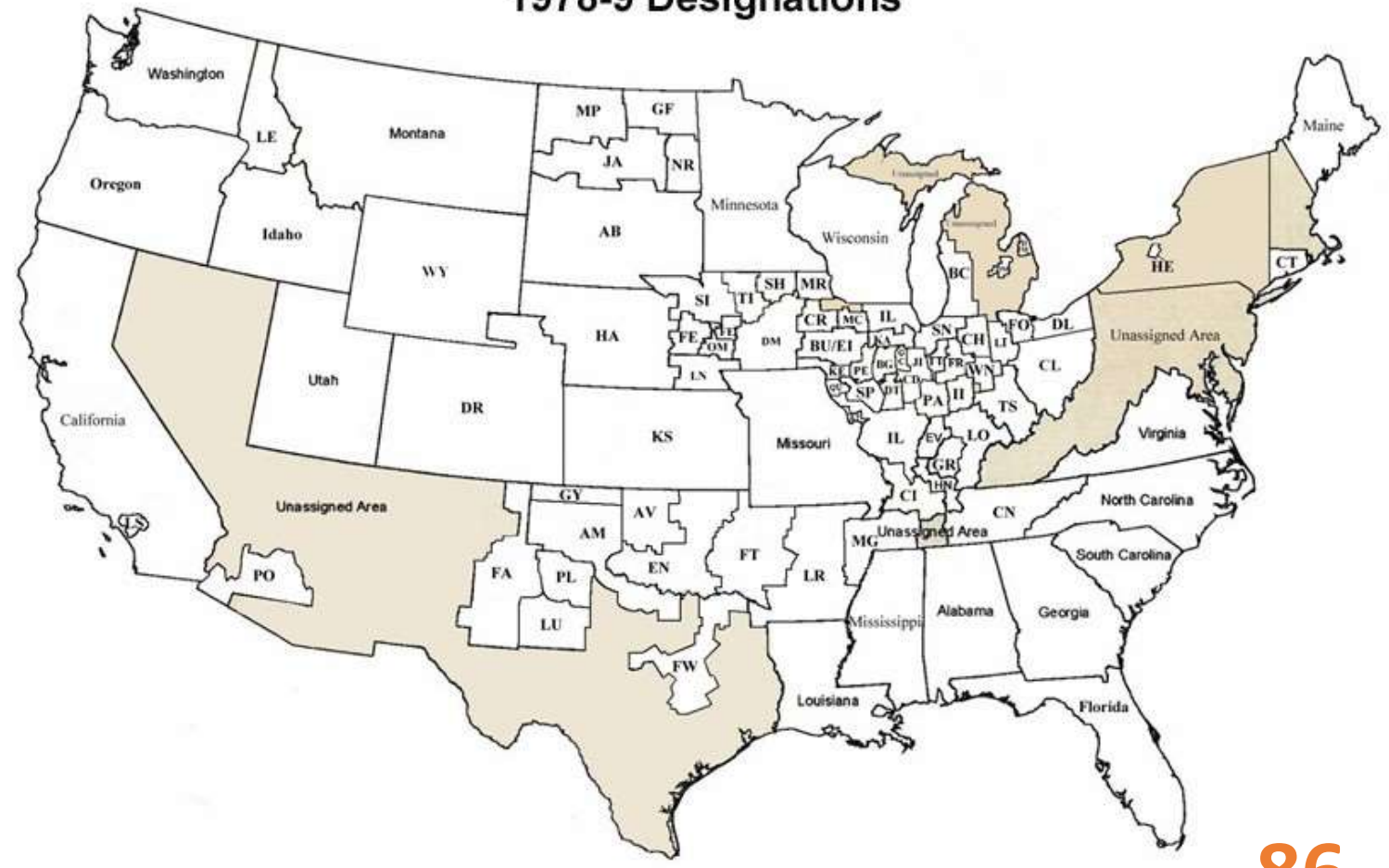
Boundary Review

National Grain & Feed Association recommended FGIS review the current boundaries for designated agencies.

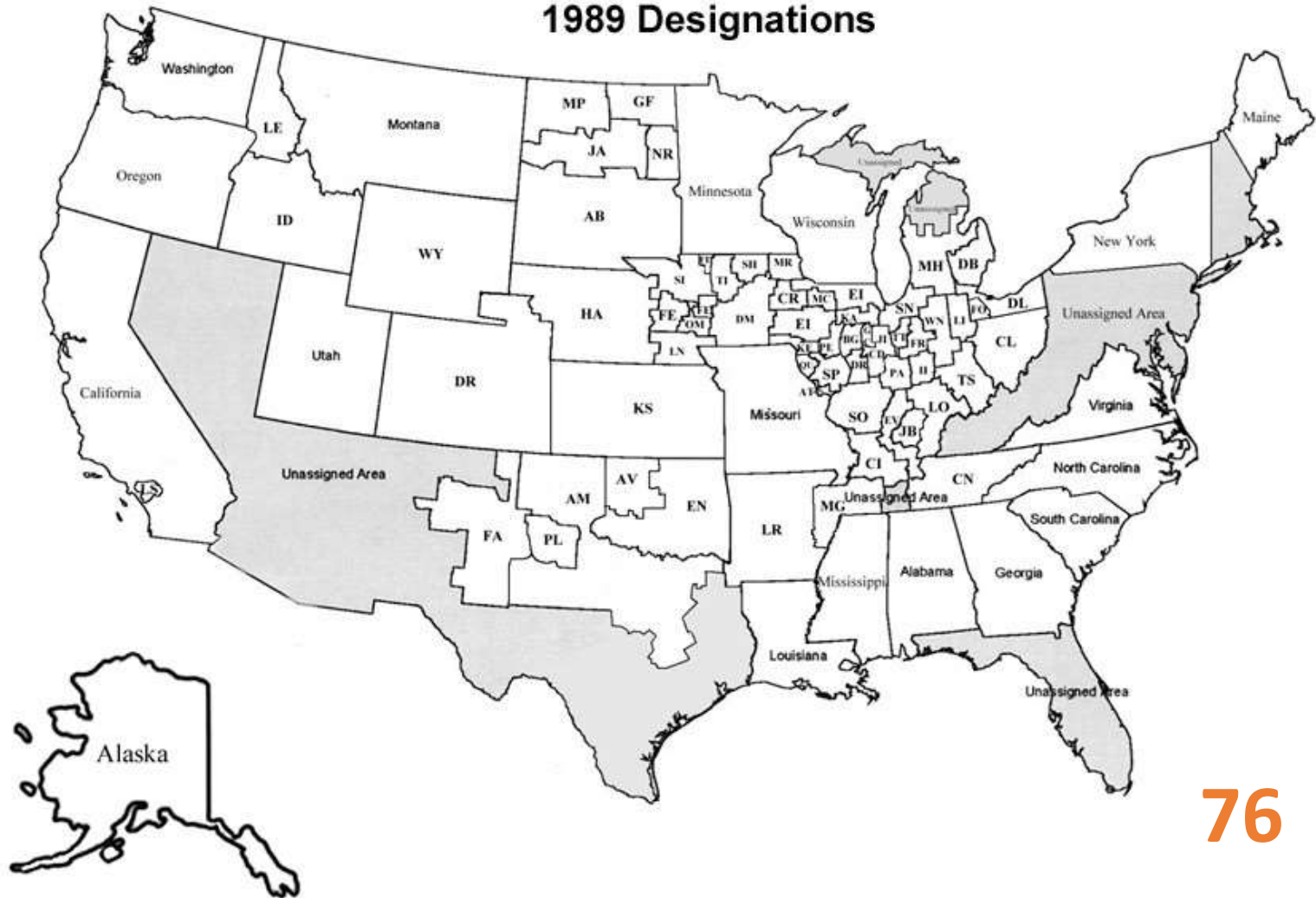
Including:

- Number of facilities using official system
- Volume of grain in the official system
- Estimate of unofficial volume
- Number of carriers in the official system
- Other services provided
- Fees of services in the official system

1978-9 Designations



1989 Designations



2008 Designations



2018 Designations



Summary of Official Agency Fees

	Submits		Trucks		Railcars				Barges				Hourly Rates		
			Unit		Total Rate ⁽¹⁾		per 1000 bushels		Total Rate						
			Probe	D/T	Probe	D/T	Probe	D/T	Probe ⁽²⁾	D/T ⁽³⁾	Probe	D/T	Inspector		
Average	\$10.52	\$14.61	\$18.05	\$20.59	\$19.58	\$24.34	\$24.21	\$3.87	\$3.85	\$208.86	\$269.21	\$24.80	\$24.64	\$26.99	
Minimum	\$7.25	\$8.00	\$8.00	\$14.75	\$14.75	\$15.00	\$16.00	\$2.50	\$2.50	\$125.00	\$200.00	\$13.00	\$9.00	\$13.00	
Maximum	\$18.00	\$26.00	\$36.75	\$38.50	\$38.50	\$50.25	\$50.25	\$5.40	\$5.40	\$300.00	\$390.00	\$56.00	\$56.00	\$56.00	
Weighted Average⁽⁴⁾	\$9.00	\$17.36	\$19.79	\$18.85	\$18.02	\$23.42	\$23.42	\$3.44	\$3.41	\$183.77	\$230.47				

(1) Truck and Rail Total Rate based on 1/4 hour sampling time

(2) Barge Probe Total Rate based on a 50,000 bushel barge + 1 hour sampling

(3) Barge D/T Total Rate based on a 50,000 bushel barge + 4 hours sampling

(4) Weighted Average based on volume for FY 2017

Delegation Documents

