

Report

May 1, 2019

UGMA Moisture Meter Performance

This document contains plots that show the performance for instruments based on FGIS's Unified Grain Moisture Algorithm (UGMA). The data were collected on the FGIS's UGMA Master System for the crops listed on each plot. The differences are instrument moisture results minus USDA-FGIS air oven moisture results.

The plots show data for the spring/summer harvest grain groups. The specific grain types included in each grain group are listed below the grain group title of each plot. The "mean" value is the average difference between the UGMA results and the air oven results for all samples on the plot. The Standard Deviation of Differences (SDD) value is a measure of the variability of differences between the UGMA results and the air oven results. Approximately two thirds of UGMA results were within +/- the listed SDD value for that grain group.

The y-axis range for all plots is +/- 2 % moisture difference, and the x-axis is the % moisture (air oven value).

In accordance with Federal civil rights law and U.S. Department of Agriculture (USDA) civil rights regulations and policies, the USDA, its Agencies, offices, and employees, and institutions participating in or administering USDA programs are prohibited from discriminating based on race, color, national origin, religion, sex, gender identity (including gender expression), sexual orientation, disability, age, marital status, family/parental status, income derived from a public assistance program, political beliefs, or reprisal or retaliation for prior civil rights activity, in any program or activity conducted or funded by USDA (not all bases apply to all programs). Remedies and complaint filing deadlines vary by program or incident.

Persons with disabilities who require alternative means of communication for program information (e.g., Braille, large print, audiotape, American Sign Language, etc.) should contact the responsible Agency or USDA's TARGET Center at (202) 720-2600 (voice and TTY) or contact USDA through the Federal Relay Service at (800) 877-8339. Additionally, program information may be made available in languages other than English.

To file a program discrimination complaint, complete the USDA Program Discrimination Complaint Form, AD-3027, found online at [How to File a Program Discrimination Complaint](#) and at any USDA office or write a letter addressed to USDA and provide in the letter all of the information requested in the form. To request a copy of the complaint form, call (866) 632-9992. Submit your completed form or letter to USDA by: (1) mail: U.S. Department of Agriculture, Office of the Assistant Secretary for Civil Rights, 1400 Independence Avenue, SW, Washington, D.C. 20250-9410; (2) fax: (202) 690-7442; or (3) email: program.intake@usda.gov.

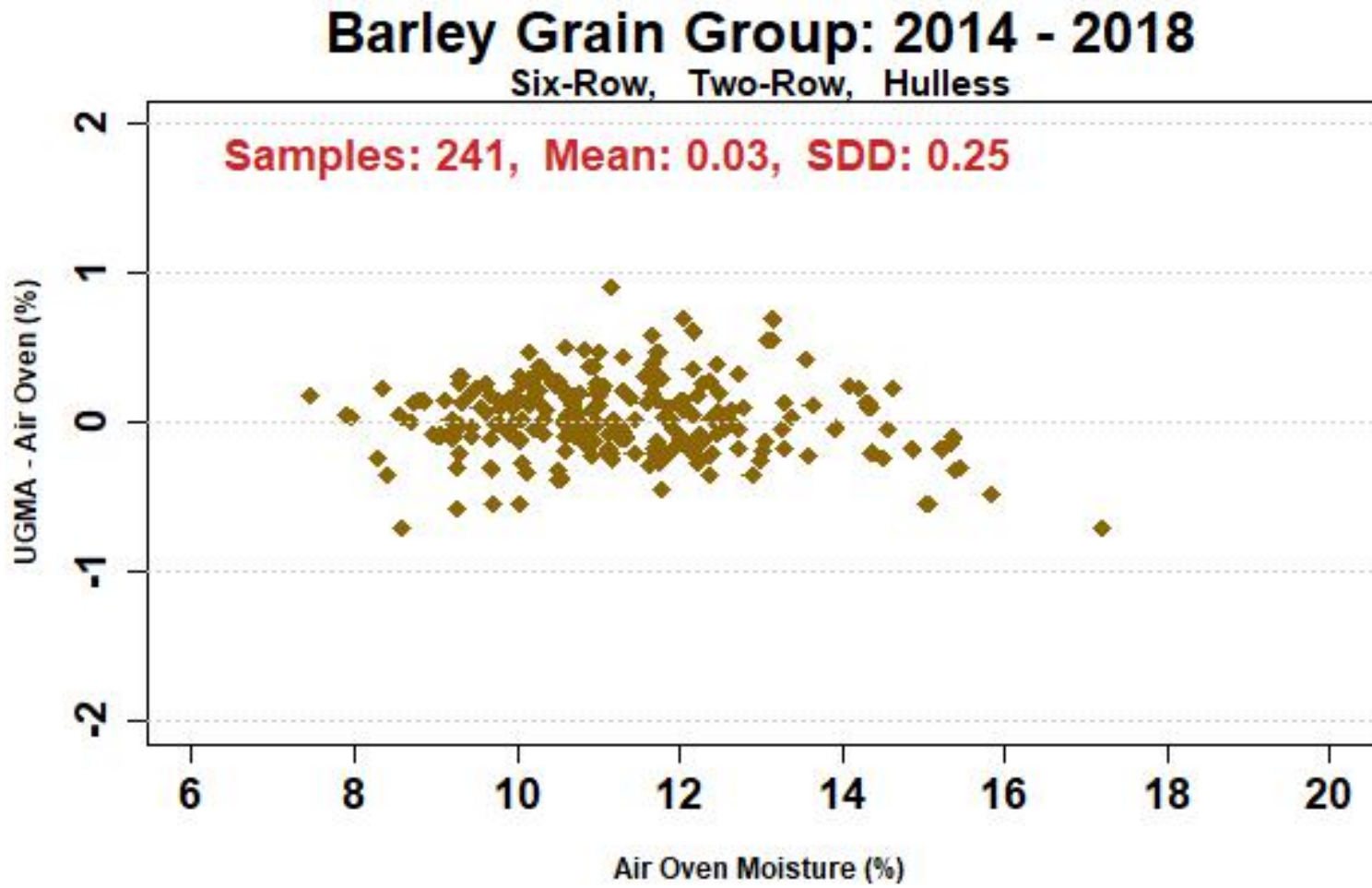
USDA is an equal opportunity provider, employer, and lender.

Contents

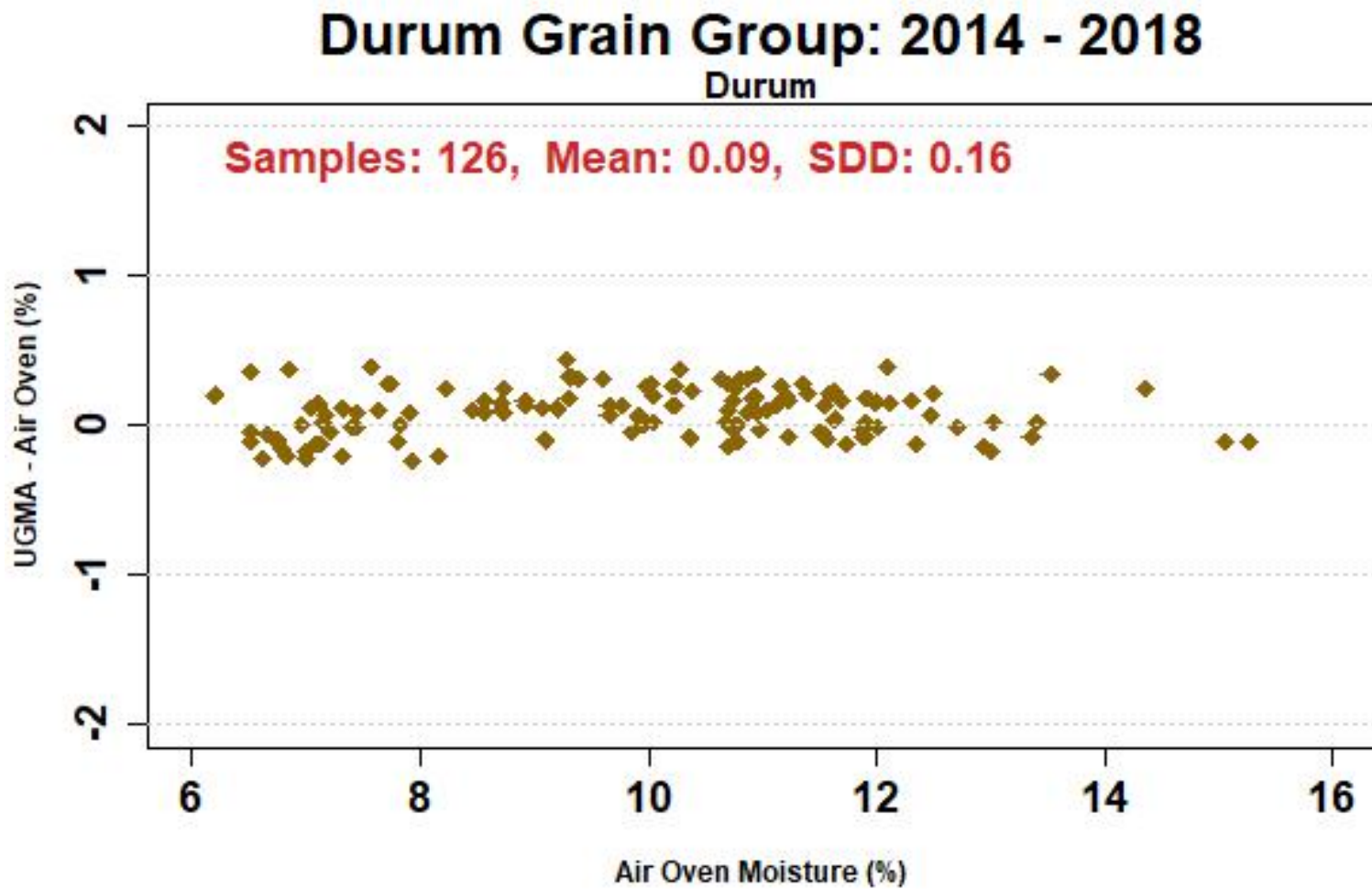
Spring/Summer Crops

1. Barley Grain Group 2014-2018.....	3
2. Durum Grain Group 2014-2018.....	3
3. Oats Grain Group 2014-2018	4
4. Hulless Oats Grain Group Year 2013	4
5. Hard wheat Grain Group 2014-2018	5
6. Soft Wheat Grain Group 2014-2018	5
7. Rye Grain Group 2010-2012	6

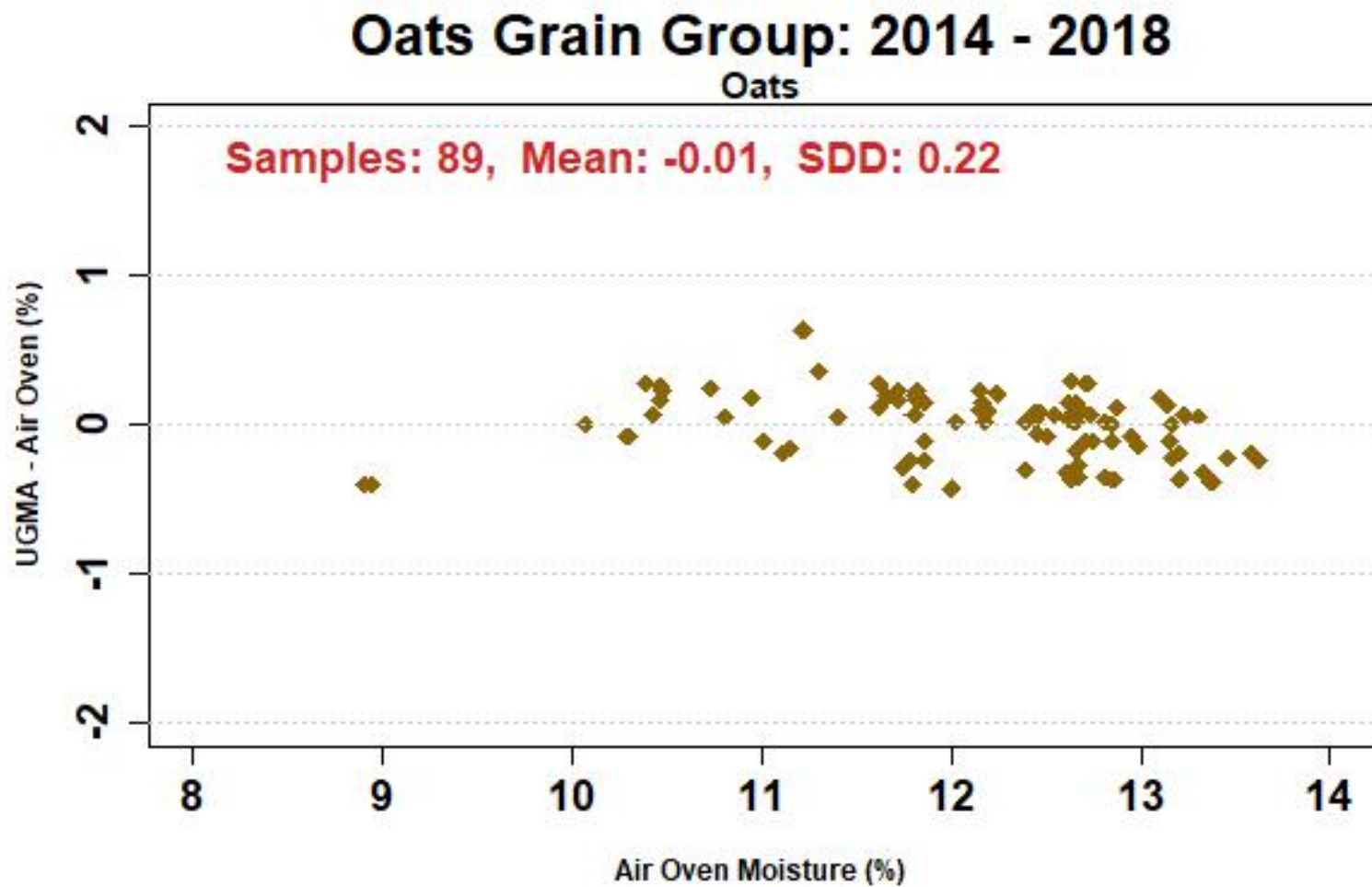
1. Barley Grain Group 2014-2018



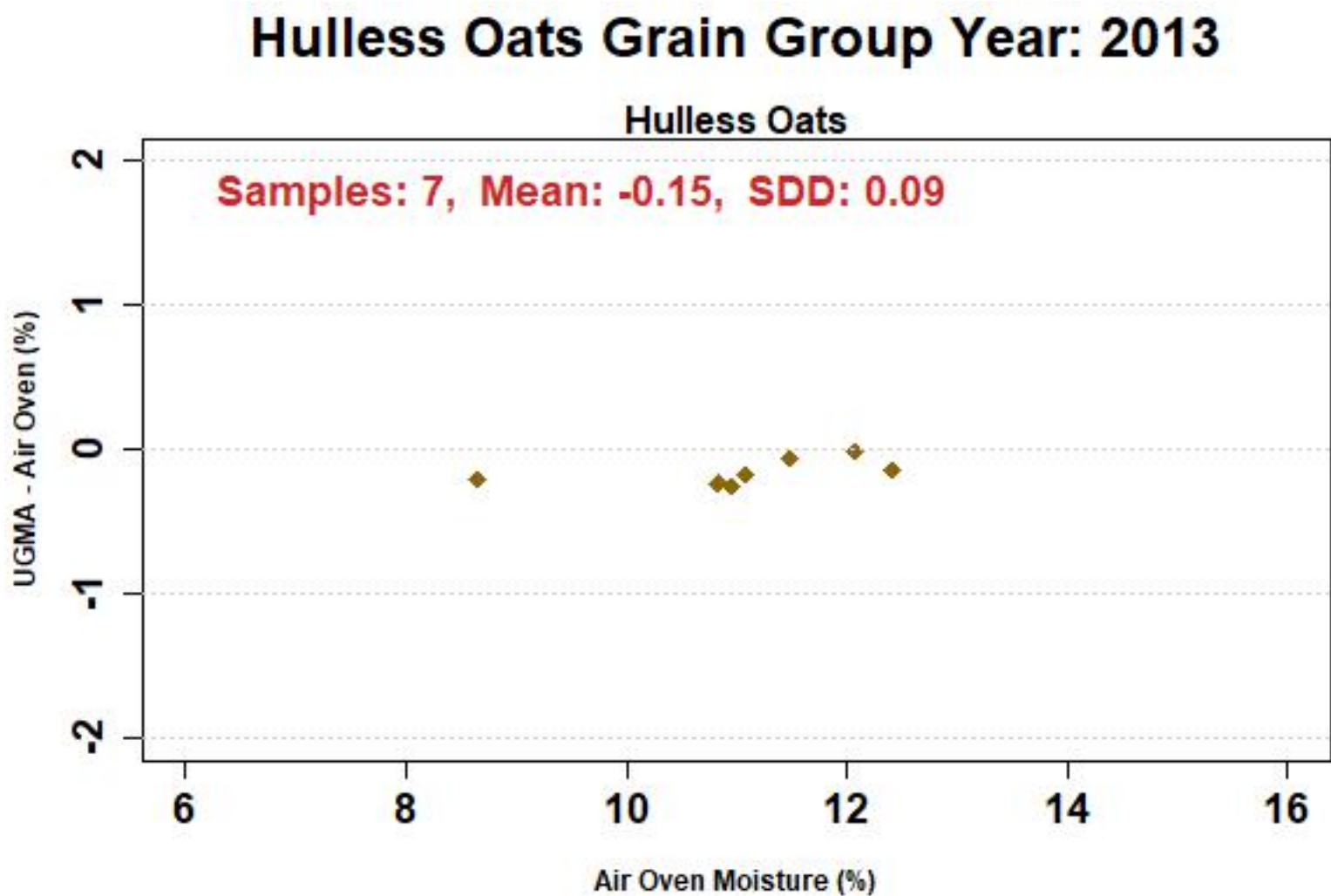
2. Durum Grain Group 2014-2018



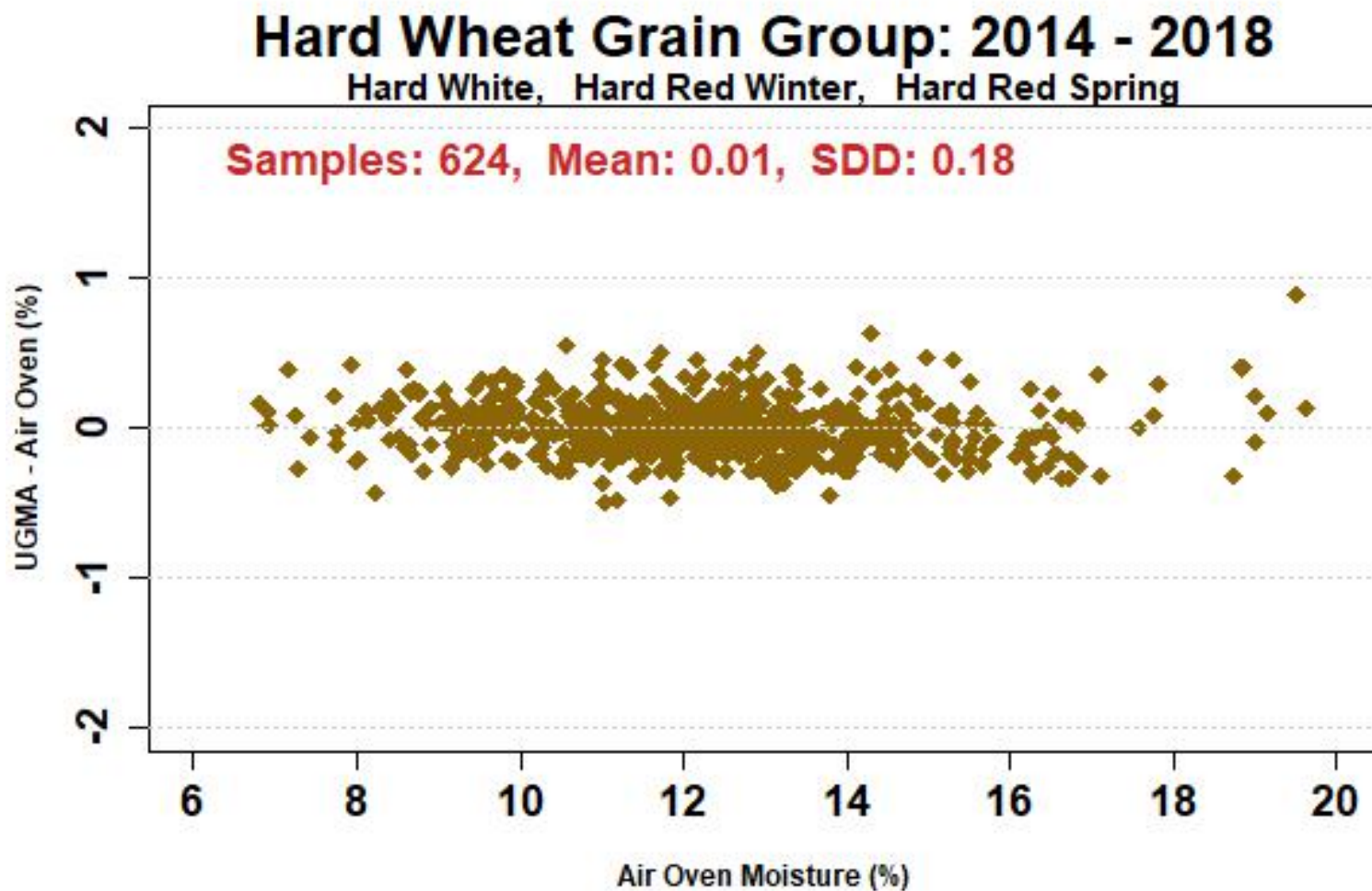
3. Oats Grain Group 2014-2018



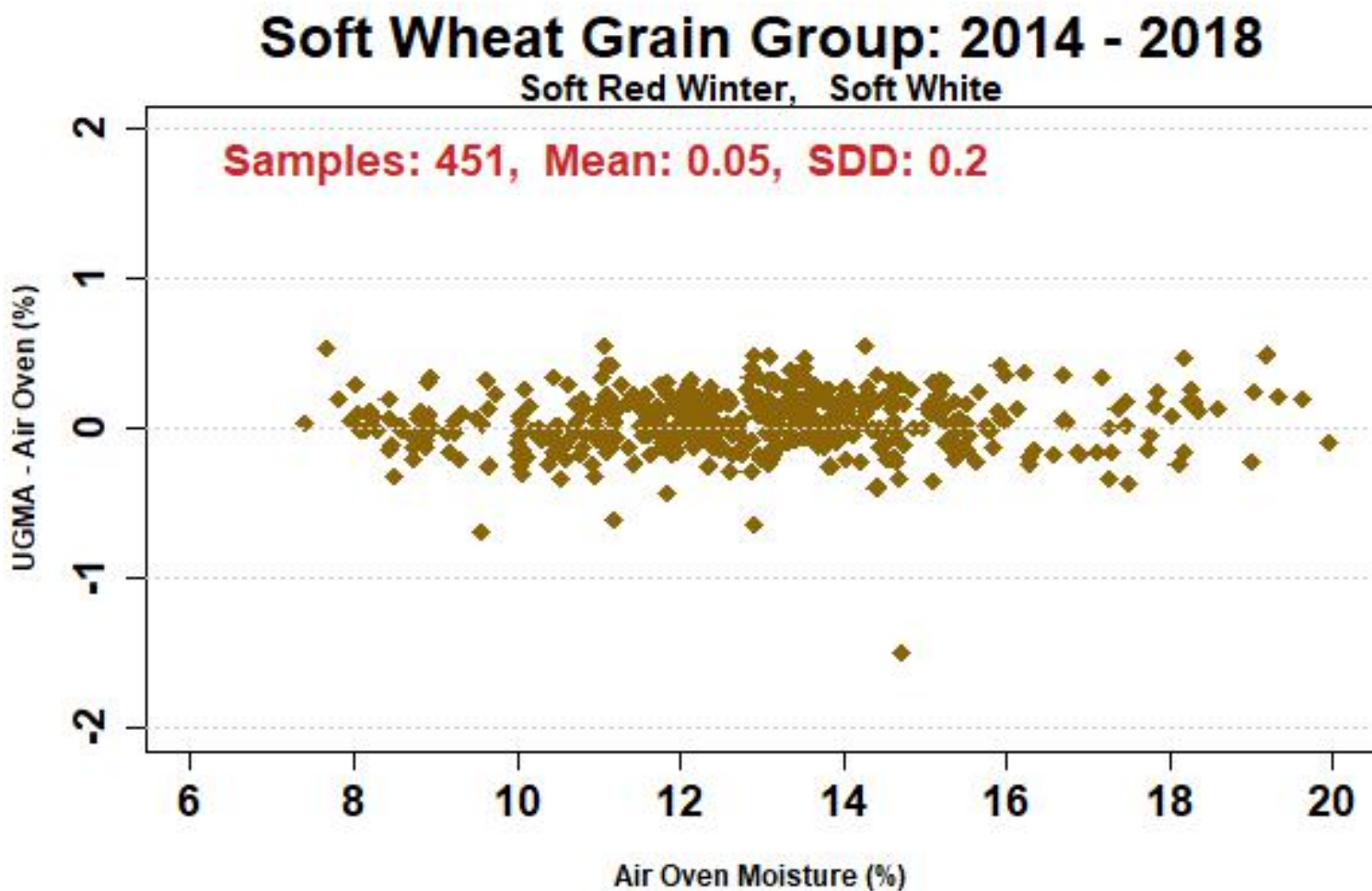
4. Hulless Oats Grain Group Year 2013



5. Hard wheat Grain Group 2014-2018



6. Soft Wheat Grain Group 2014-2018



7. Rye Grain Group 2010-2012

Triticale & Rye Group: 2010 - 2012

